

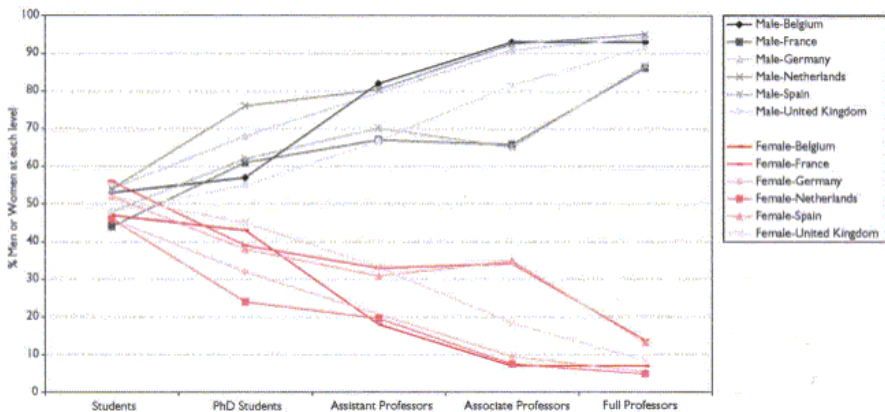
Data

Policies

Culture

Data

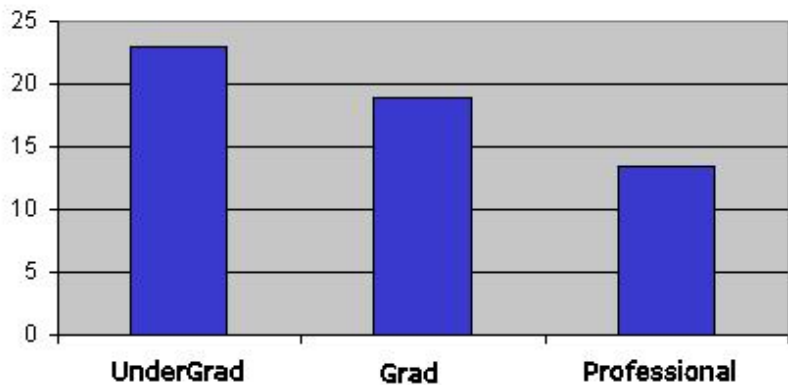
Helsinki Group, 1997



Data

IUPAP, 2002

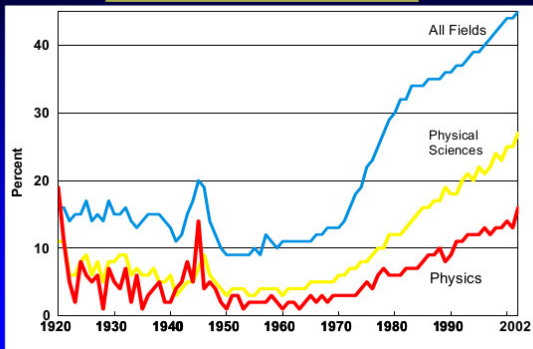
Averages



Policies - Government

AIP, 2002

**Percent of PhDs Awarded to Women
in Selected Fields, 1920 - 2002**



Sources: National Research Council, National Opinion Research Center, and National Science Foundation.
Compiled by AIP Statistical Research Center.

Culture - Present

- ▶ A Study on the Status of Women Faculty in Science at MIT, 1999 (Nature 398, 361 (1999))
- ▶ Alison Phipps, 2008 - 150 programs
- ▶ APS and IOP - Sites Visits
- ▶ IUPAP - 1999 - Working Group in Women in Physics (0 in the Council)
- ▶ IUPAP - 2002 - First IUPAP International Conference on Women in Physics
 - ▶ 75 Working Groups on Women
 - ▶ 20% of women in the IUPAP Council

- ▶ AIP, Rachel Ive - 1000 (55 countries), 2001 and 15 000 (120 countries)
- ▶ InterAcademic Council - Women for Science - Anneke Sengers
- ▶ Dale McCreedy and Lynn D. Dierking , 2013 - 176 girls

Change

Barbosa, 2012

