Pacific decadal variability driven by tropical-extratropical interactions

CLIVAR-ICTP Workshop on Decadal Climate Variability and Predictability, Trieste
November, 16-20, 2015

R. Farneti [1] **F. Molteni** [2] **F. Kucharski** [1]

[1] *Earth System Physics, International Centre for Theoretical Physics, Trieste, Italy*

[2] *European Centre for Medium-Range Weather Forecasts, Reading, UK*

Introduction

1. The Pacific Decadal Oscillation (**PDO**) seems to be partly (i) stochastically driven, (ii) a passive ocean response to the atmosphere and (iii) a coupled mode of the ocean-atmosphere system where ocean dynamics plays a critical role (Latif and Barnett, 1996; Barnett et al., 1999).
2. The **PDO** is believed to be associated with both tropical forcing, through an atmospheric bridge of low-frequency ENSO signal, and local extratropical atmospheric stochastic forcing (Liu and Alexander, 2007).
3. The PDO might be a combination of several different processes (Newman et al., 2015).
4. *What is the origin of ENSO Decadal Variability (***EDV***)?* from the Pacific midlatitudes (Barnett et al., 1999b, Yeh and Kirtman, 2005)? is there a role for tropical noise and mean state in low frequency ENSO modulation? a teleconnection from the Atlantic (Kucharski et al., 2015)?
5. Incidentally, what could be (yet another) cause of the recent slowdown in the rate of surface warming (the so-called *warming hiatus*)?

Introduction

1. The Pacific Decadal Oscillation (**PDO**) seems to be partly (i) stochastically driven, (ii) a passive ocean response to the atmosphere and (iii) a coupled mode of the ocean-atmosphere system where ocean dynamics plays a critical role (Latif and Barnett, 1996; Barnett et al., 1999).
2. The **PDO** is believed to be associated with both tropical forcing, through an atmospheric bridge of low-frequency ENSO signal, and local extratropical atmospheric stochastic forcing (Liu and Alexander, 2007).
3. The PDO might be a combination of several different processes (Newman et al., 2015).
4. *What is the origin of ENSO Decadal Variability (***EDV***)?* from the Pacific midlatitudes (Barnett et al., 1999b, Yeh and Kirtman, 2005)? is there a role for tropical noise and mean state in low frequency ENSO modulation? a teleconnection from the Atlantic (Kucharski et al., 2015)?
5. Incidentally, what could be (yet another) cause of the recent slowdown in the rate of surface warming (the so-called *warming hiatus*)?

Introduction

1. The Pacific Decadal Oscillation (**PDO**) seems to be partly (i) stochastically driven, (ii) a passive ocean response to the atmosphere and (iii) a coupled mode of the ocean-atmosphere system where ocean dynamics plays a critical role (Latif and Barnett, 1996; Barnett et al., 1999).
2. The **PDO** is believed to be associated with both tropical forcing, through an atmospheric bridge of low-frequency ENSO signal, and local extratropical atmospheric stochastic forcing (Liu and Alexander, 2007).
3. The PDO might be a combination of several different processes (Newman et al., 2015).
4. *What is the origin of ENSO Decadal Variability (***EDV***)?* from the Pacific midlatitudes (Barnett et al., 1999b, Yeh and Kirtman, 2005)? is there a role for tropical noise and mean state in low frequency ENSO modulation? a teleconnection from the Atlantic (Kucharski et al., 2015)?
5. Incidentally, what could be (yet another) cause of the recent slowdown in the rate of surface warming (the so-called *warming hiatus*)?

Introduction

1. The Pacific Decadal Oscillation (**PDO**) seems to be partly (i) stochastically driven, (ii) a passive ocean response to the atmosphere and (iii) a coupled mode of the ocean-atmosphere system where ocean dynamics plays a critical role (Latif and Barnett, 1996; Barnett et al., 1999).
2. The **PDO** is believed to be associated with both tropical forcing, through an atmospheric bridge of low-frequency ENSO signal, and local extratropical atmospheric stochastic forcing (Liu and Alexander, 2007).
3. The PDO might be a combination of several different processes (Newman et al., 2015).
4. *What is the origin of ENSO Decadal Variability (***EDV***)?* from the Pacific midlatitudes (Barnett et al., 1999b, Yeh and Kirtman, 2005)? is there a role for tropical noise and mean state in low frequency ENSO modulation? a teleconnection from the Atlantic (Kucharski et al., 2015)?
5. Incidentally, what could be (yet another) cause of the recent slowdown in the rate of surface warming (the so-called *warming hiatus*)?

Introduction

1. The Pacific Decadal Oscillation (**PDO**) seems to be partly (i) stochastically driven, (ii) a passive ocean response to the atmosphere and (iii) a coupled mode of the ocean-atmosphere system where ocean dynamics plays a critical role (Latif and Barnett, 1996; Barnett et al., 1999).
2. The **PDO** is believed to be associated with both tropical forcing, through an atmospheric bridge of low-frequency ENSO signal, and local extratropical atmospheric stochastic forcing (Liu and Alexander, 2007).
3. The PDO might be a combination of several different processes (Newman et al., 2015).
4. *What is the origin of ENSO Decadal Variability (***EDV***)?* from the Pacific midlatitudes (Barnett et al., 1999b, Yeh and Kirtman, 2005)? is there a role for tropical noise and mean state in low frequency ENSO modulation? a teleconnection from the Atlantic (Kucharski et al., 2015)?
5. Incidentally, what could be (yet another) cause of the recent slowdown in the rate of surface warming (the so-called *warming hiatus*)?

The observed PDO

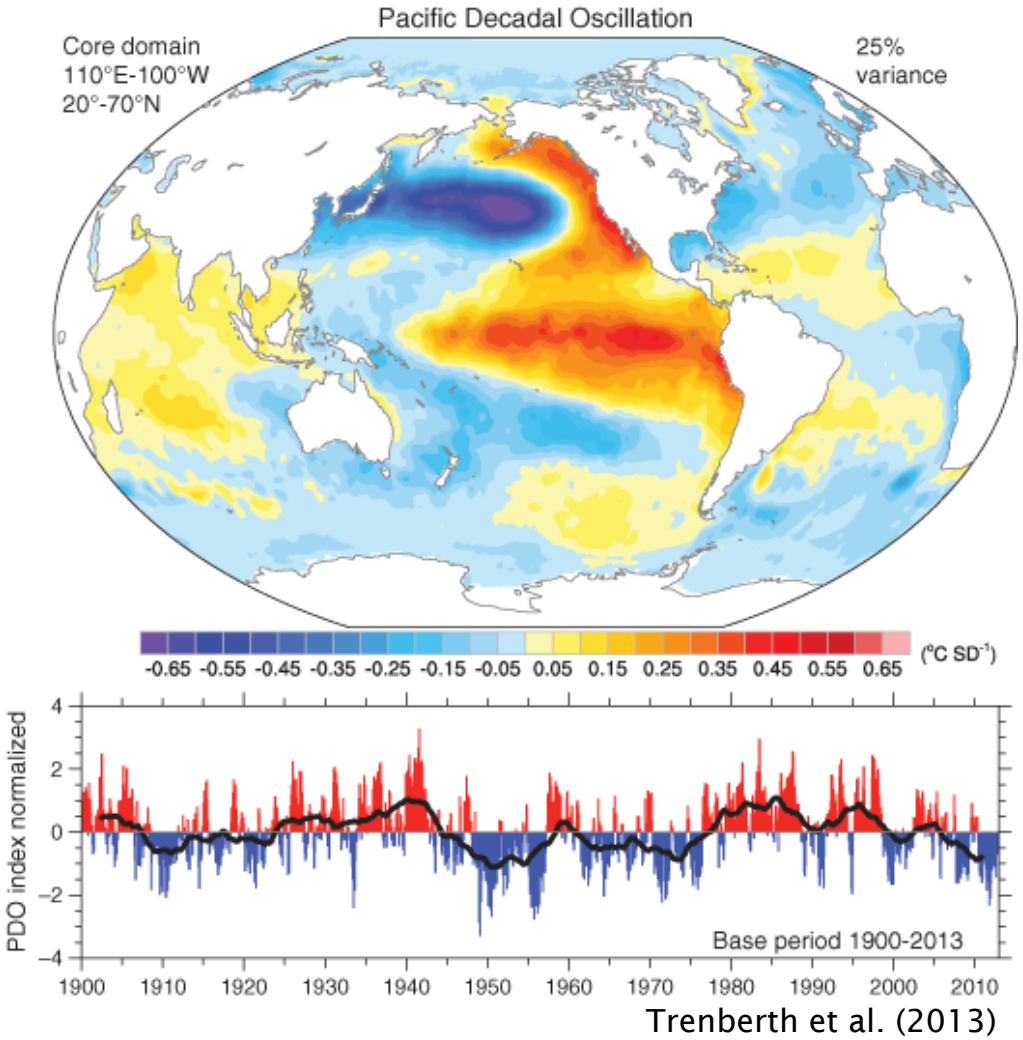

Trenberth et al. (2013)

At decadal time scales, about a third of the PDO signal might be remotely-driven, with the remaining variance explained by oceanic zonal advection anomalies and variability of the Aleutian low (Schneider and Cornuelle, 2005).

PDO & ENSO indeces

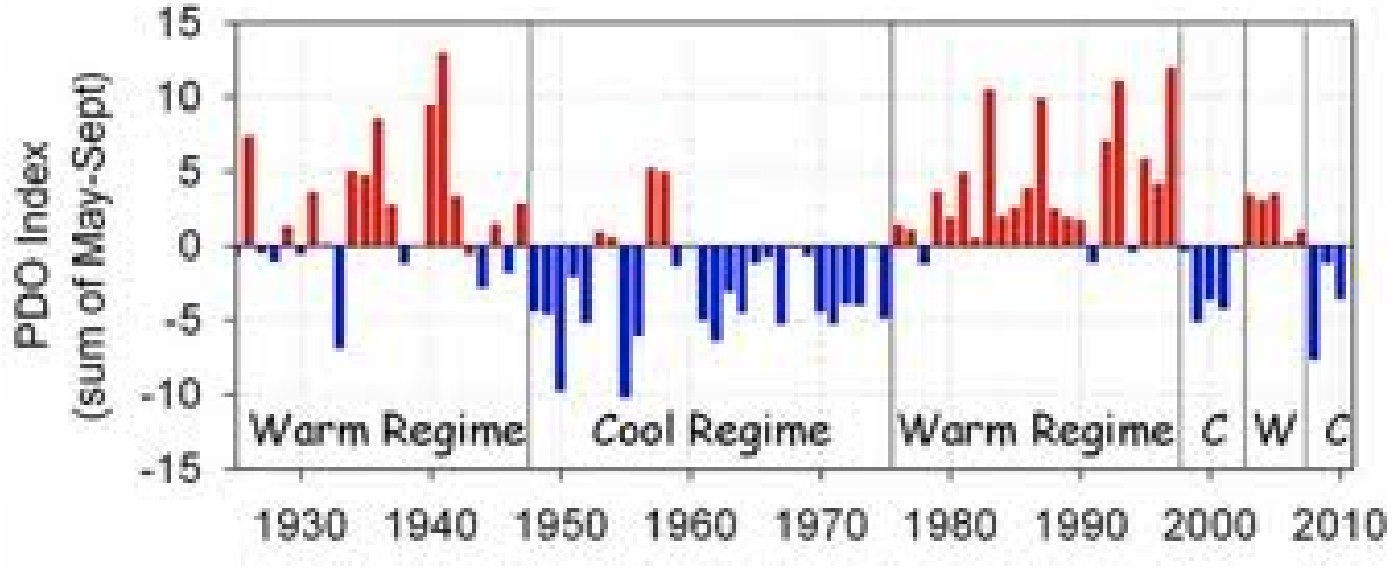

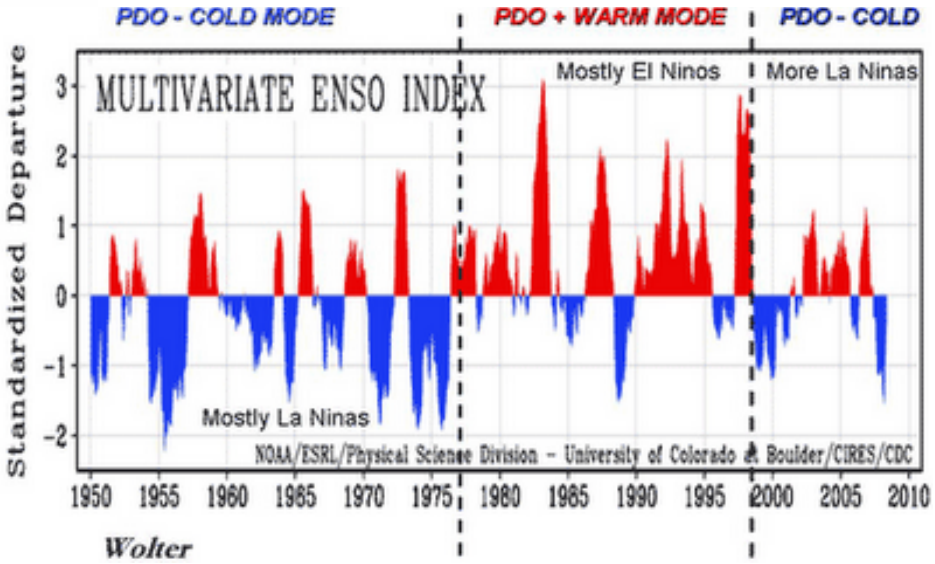

PDO & Global Mean Surface Temperature

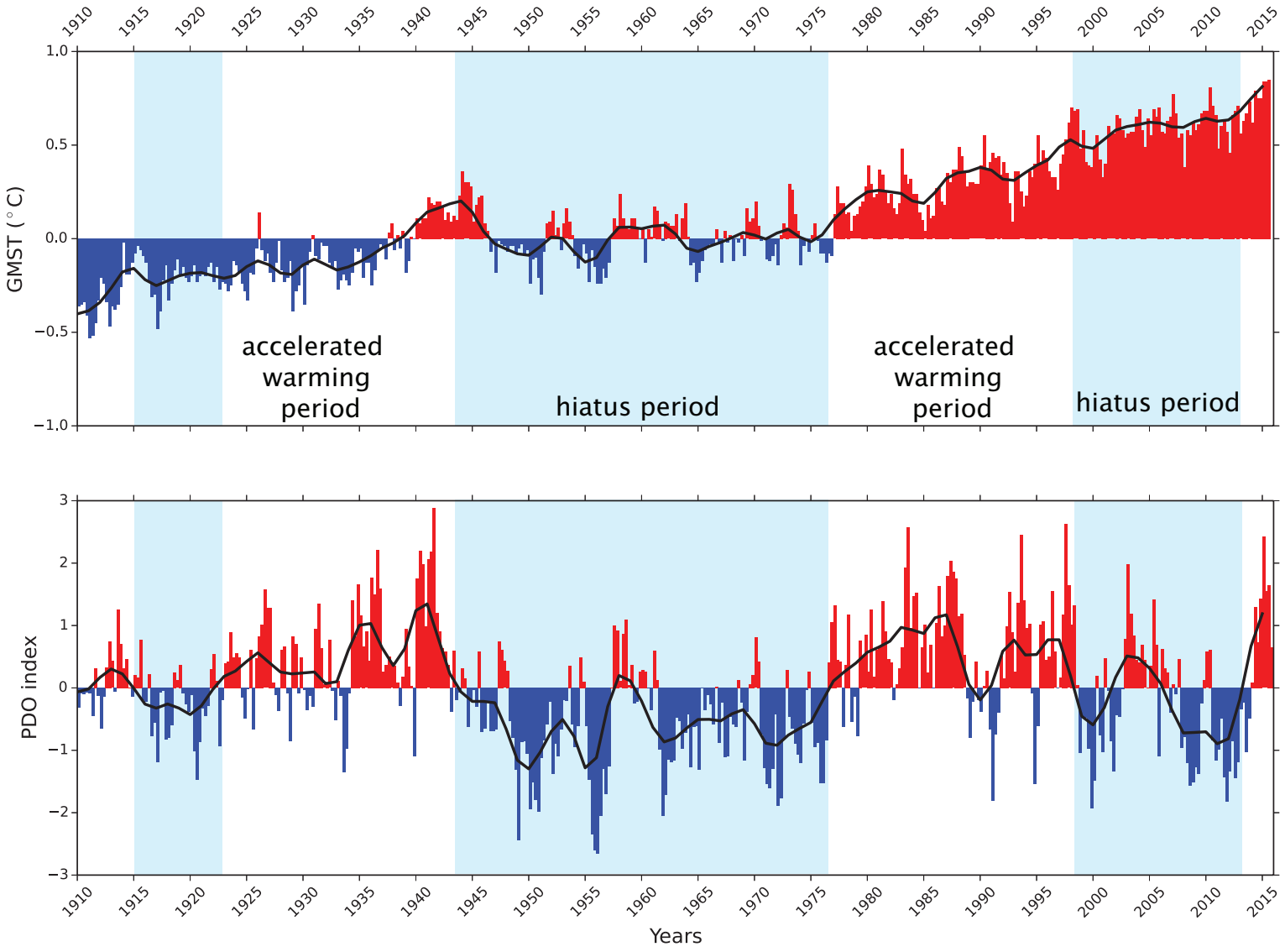

The recent warming hiatus

- Accounting for the recent cooling in the eastern equatorial Pacific reconciled climate simulations and observations *(Kosaka and Xie, 2013)*.
- *England et al. (2014)* showed that a pronounced strengthening in Pacific trade winds over the past two decades is sufficient to account for the cooling of the tropical Pacific and the slowdown in surface warming.

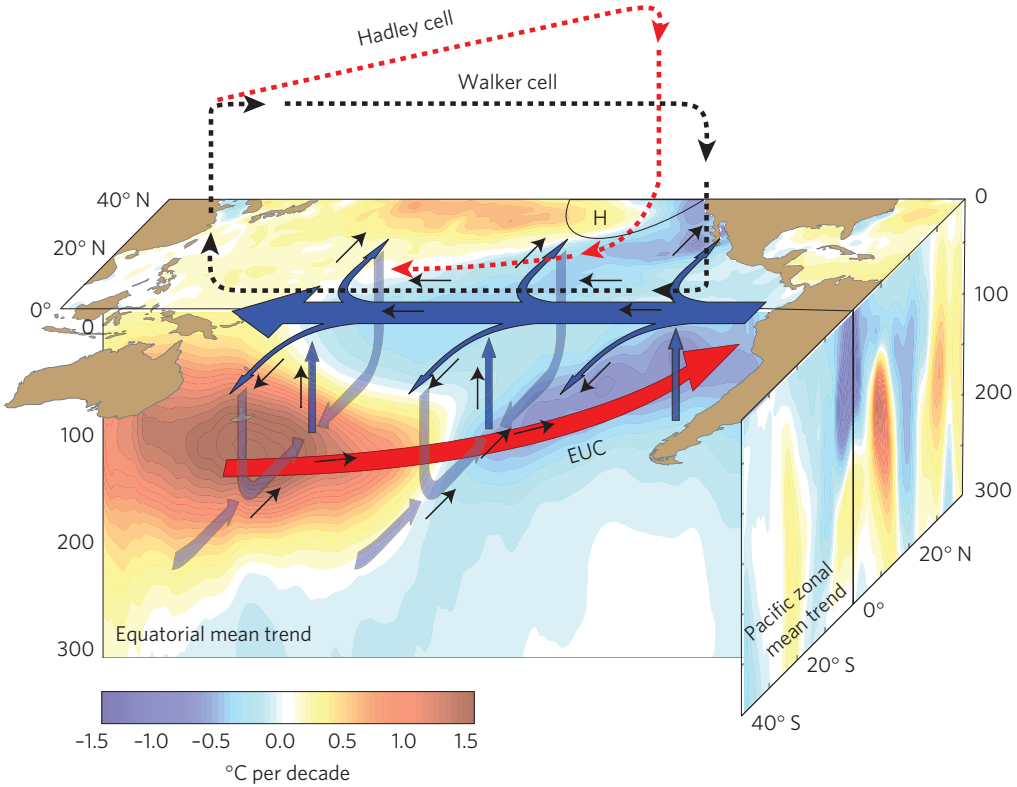

(England et al., 2014)

SST anomalies [2000-2009] - [1990-1999]

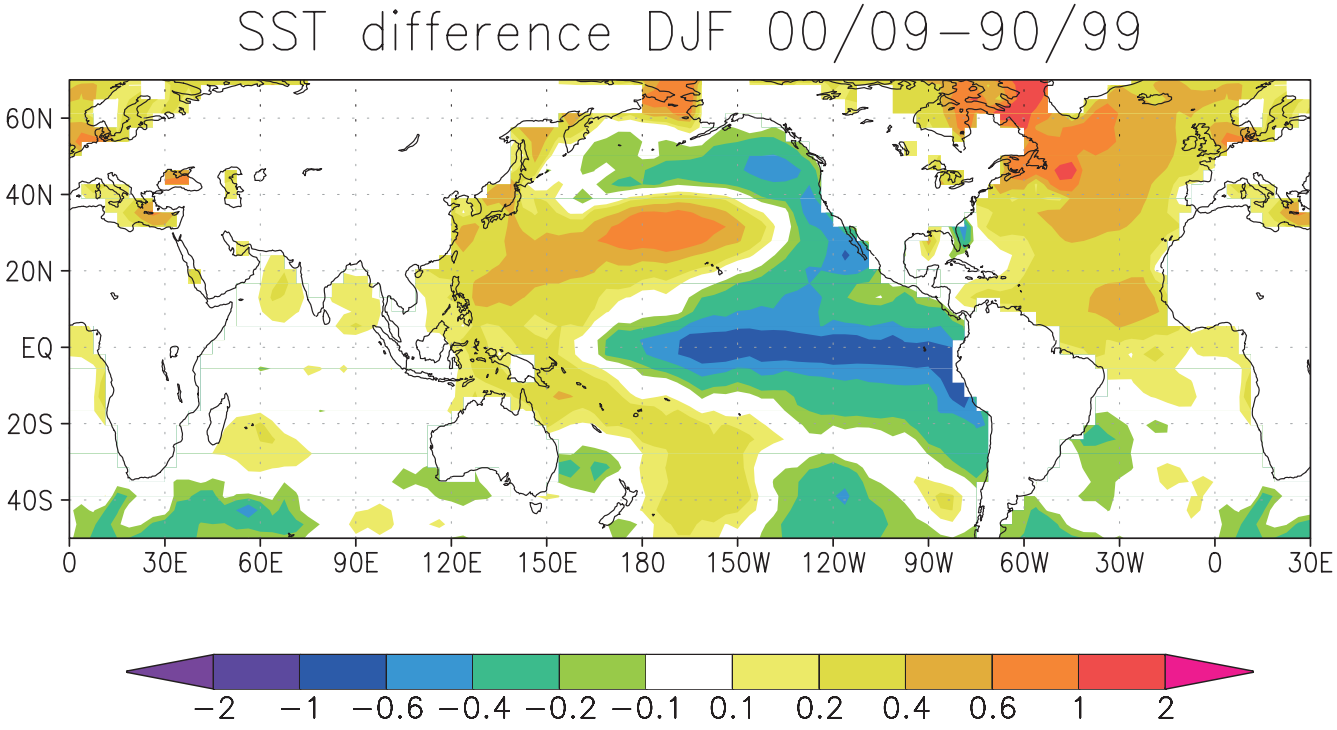

Teleconnections are also possible drivers

The Atlantic forcing decadal Pacific variability

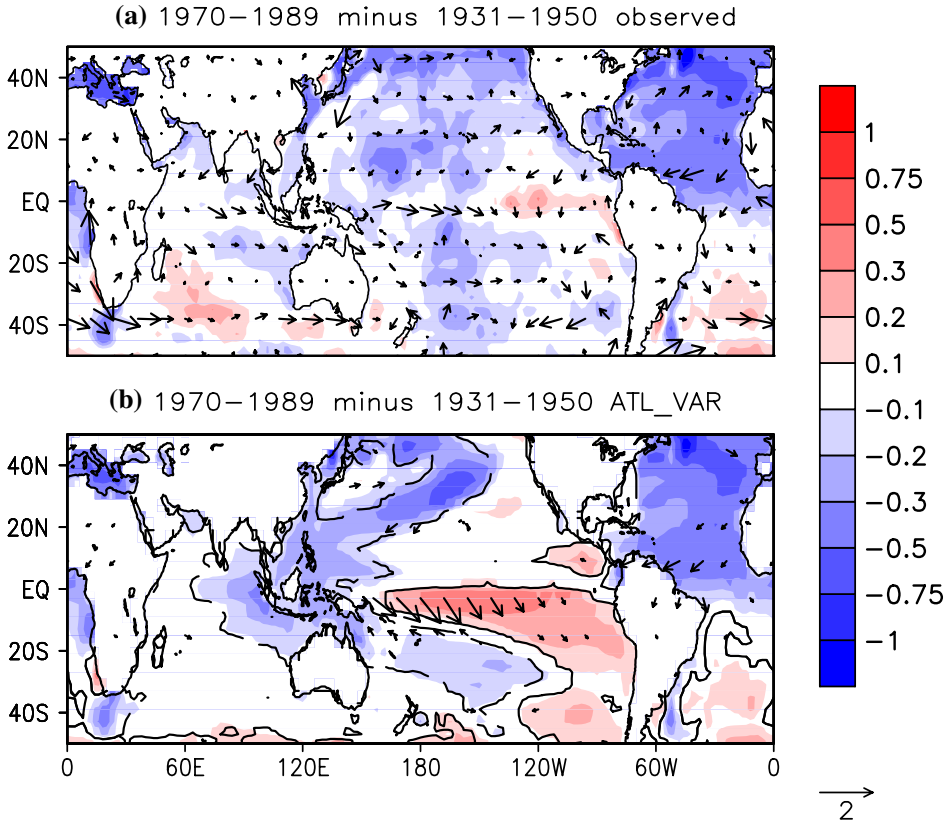

Kucharski et al. (2015)

- Pacemaker experiments
- See also McGregor et al. (2014)

Hypothesis: tunnels and bridges

Tropical$\Longleftrightarrow$extratropical interactions

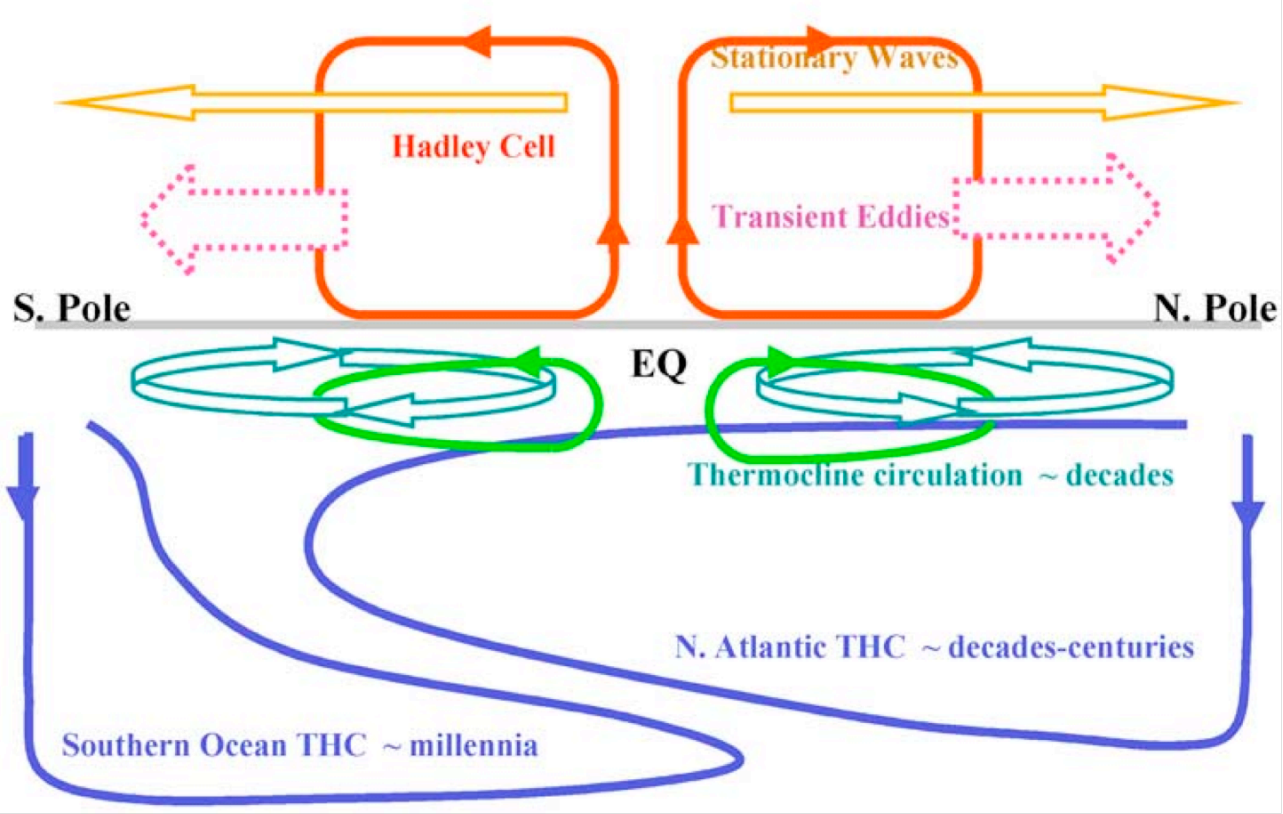

Liu, Z., and M. Alexander (2007), Rev. Geophys

- Tropical forcing patterns can force extratropical flow responses
- Can the atmosphere feed back on the ocean, leading to a time-delayed response of the tropical oceans?

The role of STCs

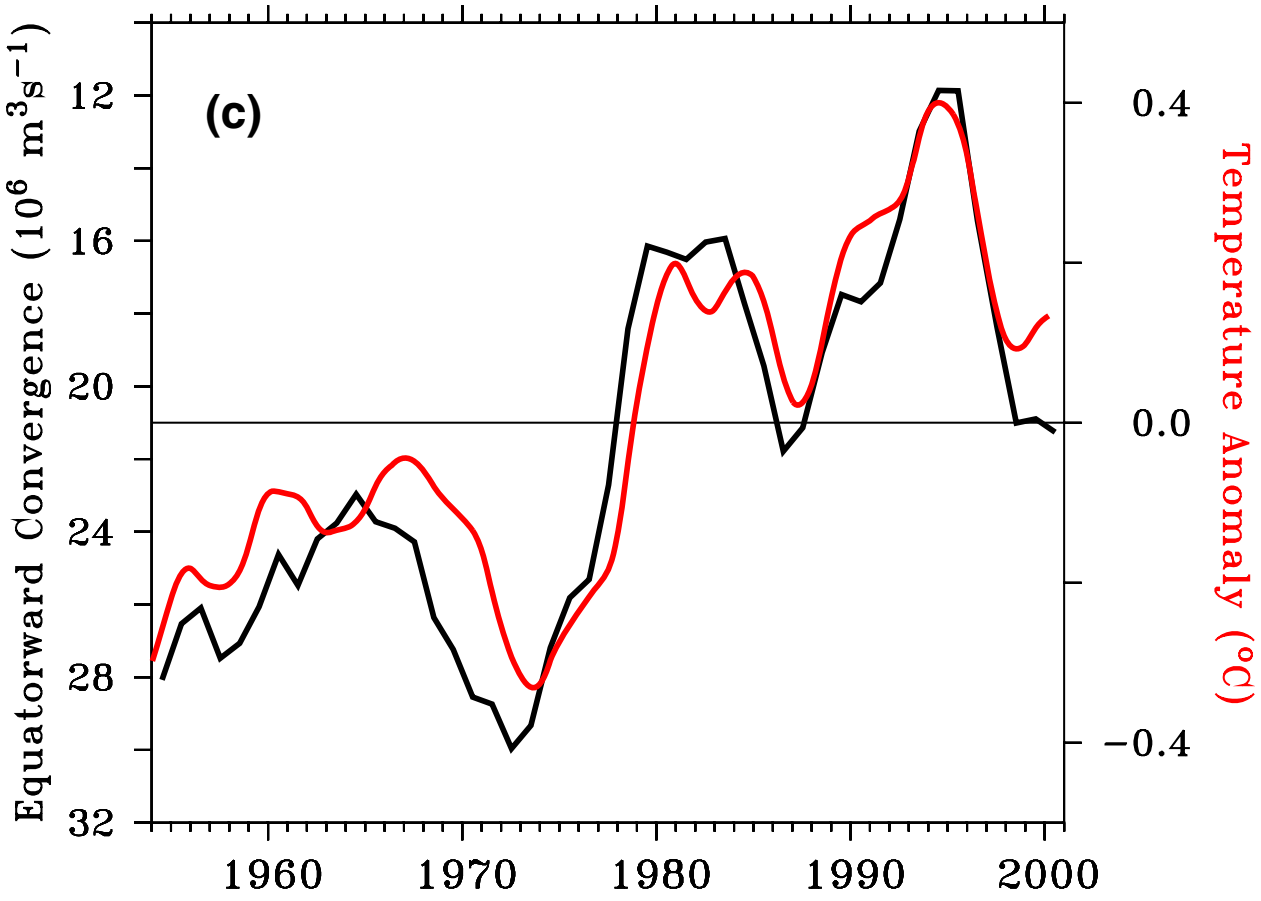

(Zhang and McPhaden, 2006)

The Models

Ocean model: MOM

1. 2°resolution (∼1° at Equator), 30 levels, z^* coordinate
2. **NO SST RESTORING**
3. Forced with the Coordinated Ocean-ice Reference Experiment (CORE) Normal Year Forcing (NYF) described in Griffies et al. (2009) for 600 years.
4. CORE dataset include T, [U,V], Q, SLP, LW and SW, Precip and Runoff. They all derive from a combination of NCEP reanalysis and satellite data.

Atmospheric Model: SPEEDY

1. the ICTPAGCM SPEEDY (Molteni, 2003)
2. Spectral dynamical core, hydrostatic, σ-coordinate.
3. Horizontal resolution is T30, with 8 levels in the vertical.

The anomalous forcing

1. We ran a 10-member SST-forced SPEEDY ensemble with interannually varying SST, derived from the HadISST dataset.
2. The forcing was applied only to the Pacific region; elsewhere, climatological, monthly varying SSTs are used.
3. From the ensemble mean, for all CORE forcing fields, we calculated the difference between decades 2000/2009 and 1990/1999.
4. The anomalies were then added to each climatological CORE forcing field.

The anomalous forcing

1. We ran a 10-member SST-forced SPEEDY ensemble with interannually varying SST, derived from the HadISST dataset.
2. The forcing was applied only to the Pacific region; elsewhere, climatological, monthly varying SSTs are used.
3. From the ensemble mean, for all CORE forcing fields, we calculated the difference between decades 2000/2009 and 1990/1999.
4. The anomalies were then added to each climatological CORE forcing field.

The anomalous forcing

1. We ran a 10-member SST-forced SPEEDY ensemble with interannually varying SST, derived from the HadISST dataset.
2. The forcing was applied only to the Pacific region; elsewhere, climatological, monthly varying SSTs are used.
3. From the ensemble mean, for all CORE forcing fields, we calculated the difference between decades 2000/2009 and 1990/1999.
4. The anomalies were then added to each climatological CORE forcing field.

The anomalous forcing

1. We ran a 10-member SST-forced SPEEDY ensemble with interannually varying SST, derived from the HadISST dataset.
2. The forcing was applied only to the Pacific region; elsewhere, climatological, monthly varying SSTs are used.
3. From the ensemble mean, for all CORE forcing fields, we calculated the difference between decades 2000/2009 and 1990/1999.
4. The anomalies were then added to each climatological CORE forcing field.

The anomalous forcing

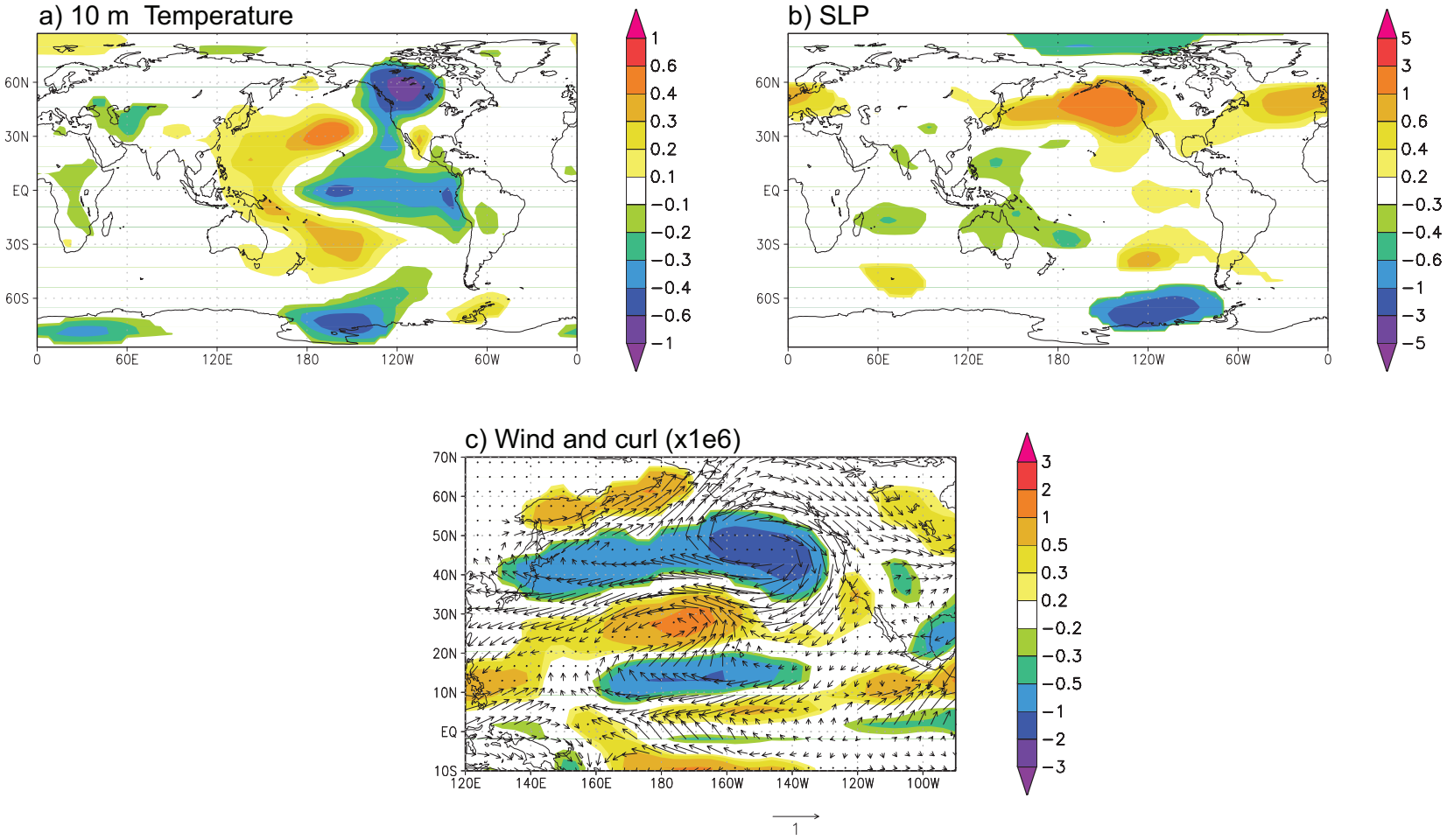

1. Asymmetric response
2. wins stress and wind stress curl anomalies have the opposite sign from the climatological mean.

but where is the anomaly coming from?

Most of the anomalies in extratropical winds are generated from tropical forcing, and only a minor fraction comes from local air-sea interactions

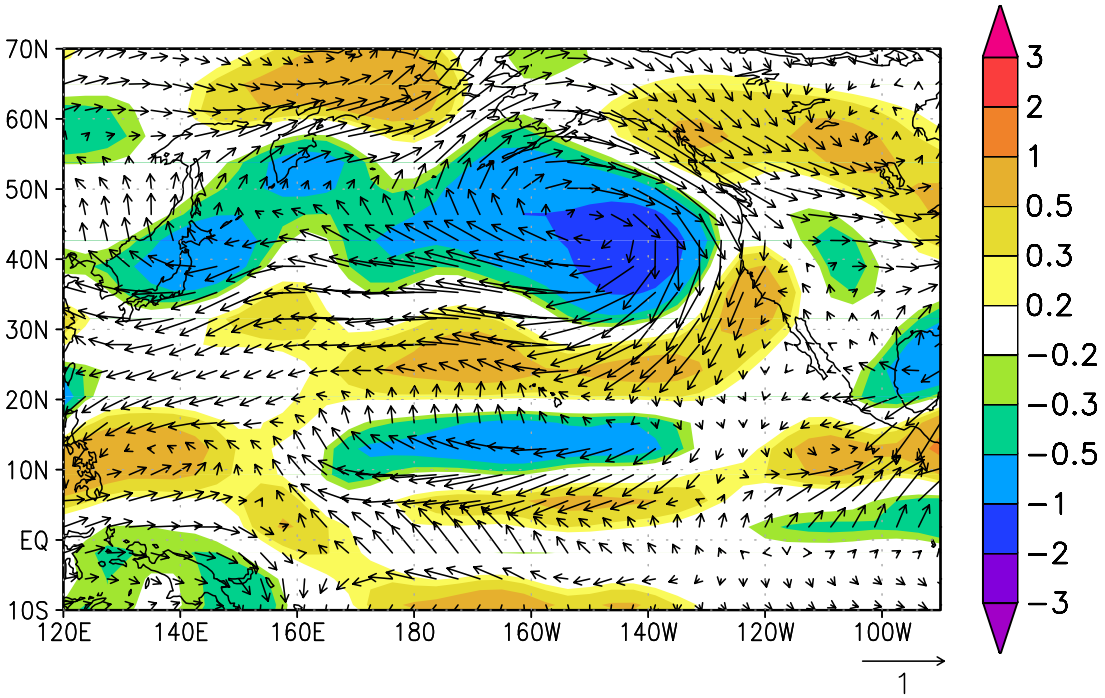

Anomalous wind and its curl for an ensemble of tropical (18°S to 18°N) SST forcing only.

CTL and SPEEDY experiments

1. The Control (**CTL**) experiment is 600 years long.
2. A perturbation experiment (**SPEEDY-ALL**), 25 years long, was started at year 350 of the CTL run.
3. **SPEEDY-TPW**: as **SPEEDY-ALL**, but only temp, SLP and wind anomalies.
4. **SPEEDY-W**: as **SPEEDY-ALL**, but only wind anomalies.
5. Results seem robust and stable after the first 10-15 years.

Atmospheric response



Ensemble mean of the meridional mean overturning circulation in the atmosphere for
(a) the decade 2000-2009,
(b) the decade 1990-1999, and
(c) their difference.
Units are Sv (1 Sv $\equiv 10^9$ kg s^{-1}).
[consistent with Hazeleger et al. (2005)]

Atmospheric response

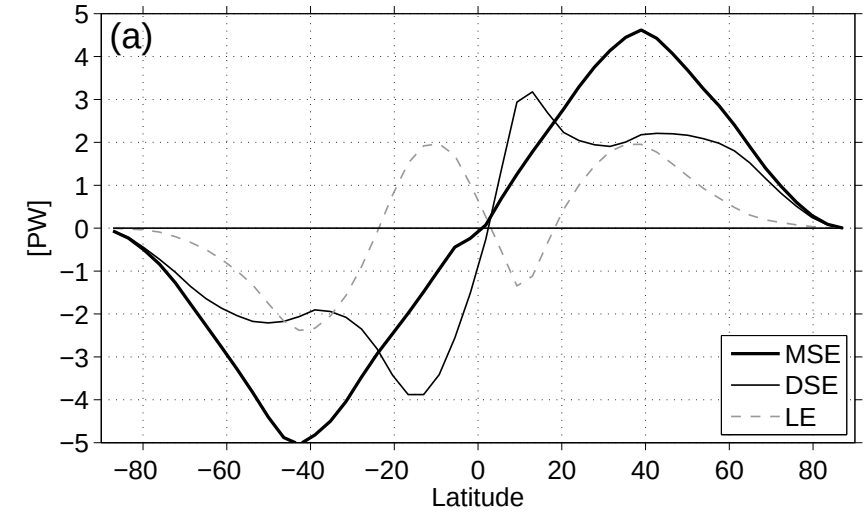

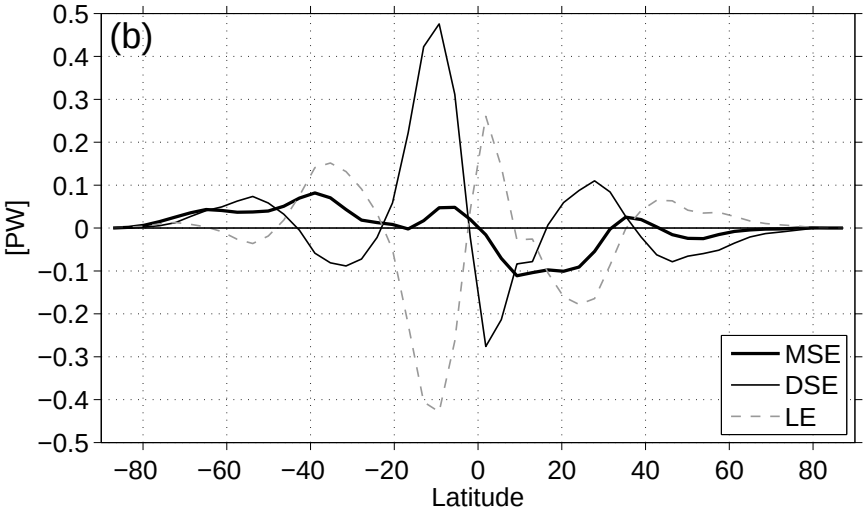

(a) Atmospheric meridional energy fluxes for the decade 1990-1999. MSE: Total transport, or moist static energy, DSE: dry static energy, and LE: latent energy.

(b) Anomalies in poleward fluxes, computed as the ensemble mean difference between the 2000-2009 decade and the 1990-1999 decade. Units are PW (1 PW = 10^{15} W).

Ocean response

A PDO-like pattern is generated when the anomalous forcing is added

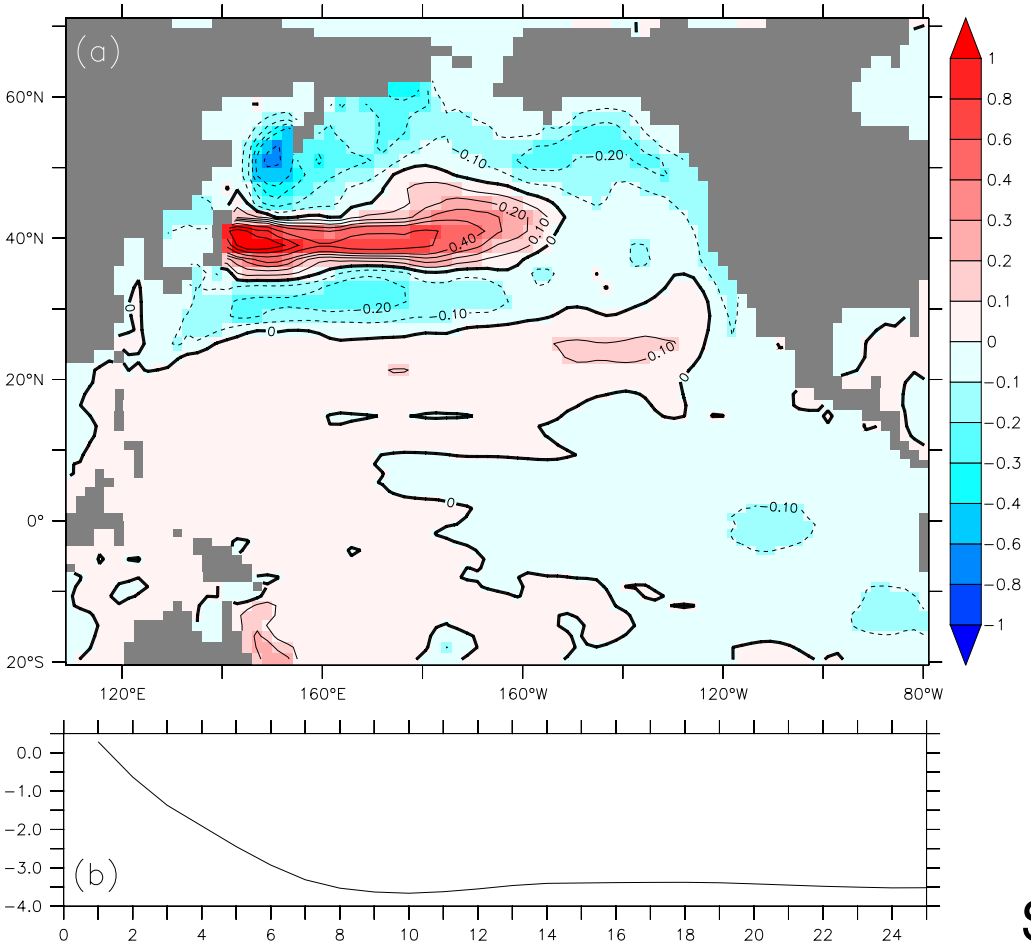

SST EOF-1

Ocean response

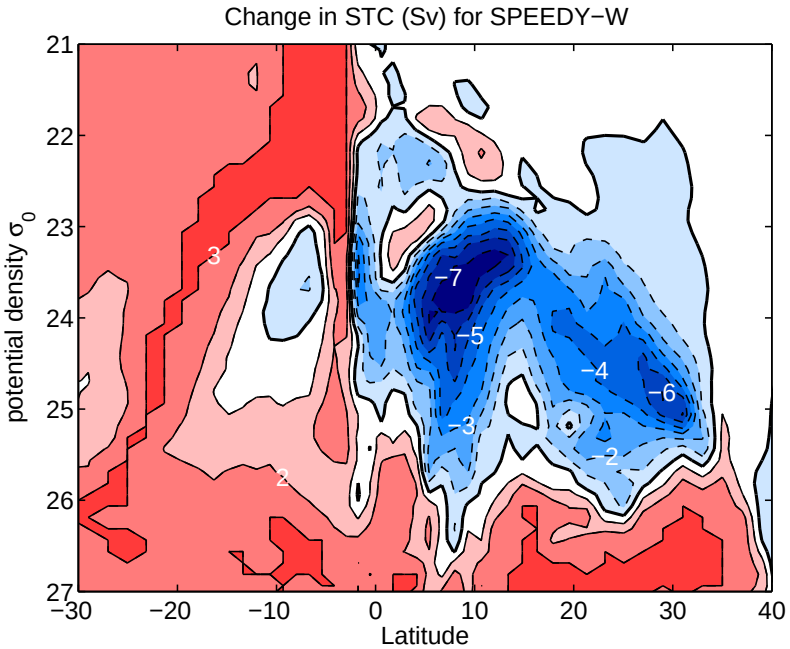

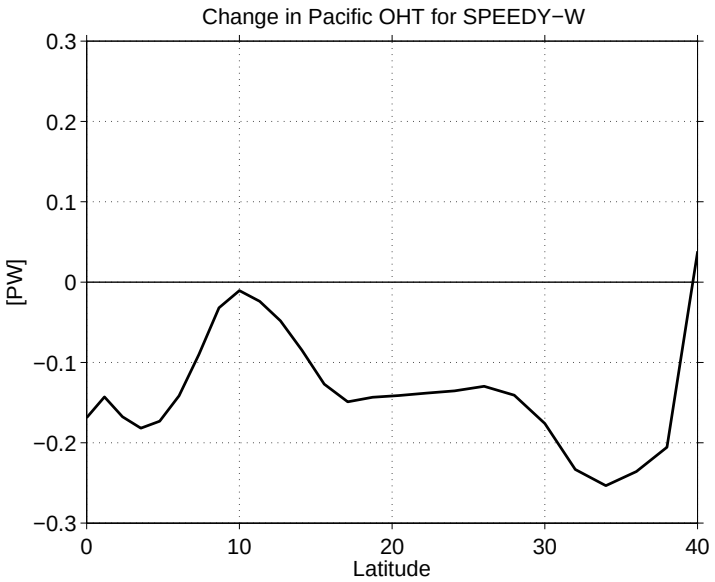

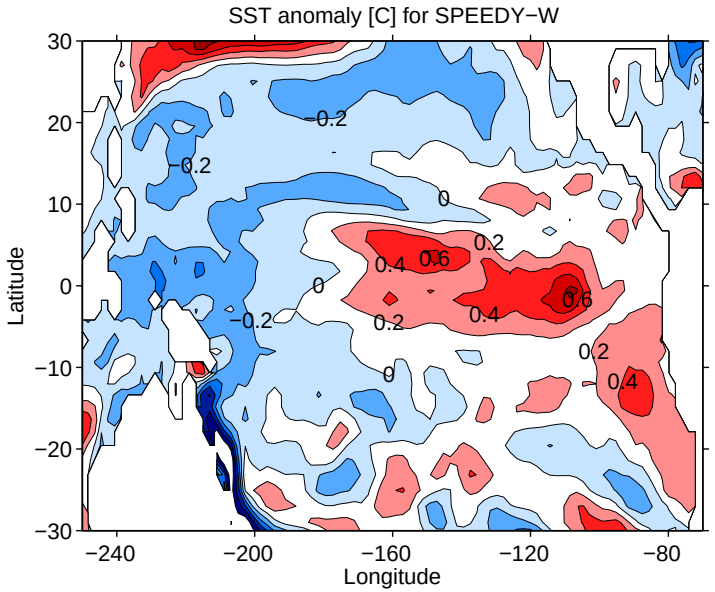

- OHT and STC transport are reduced and SSTa are positive.
- The anomalous warming damps the original cooling pattern.

Sensitivity to location of the forcing

SPEEDY-NOTROP and SPEEDY-TROP

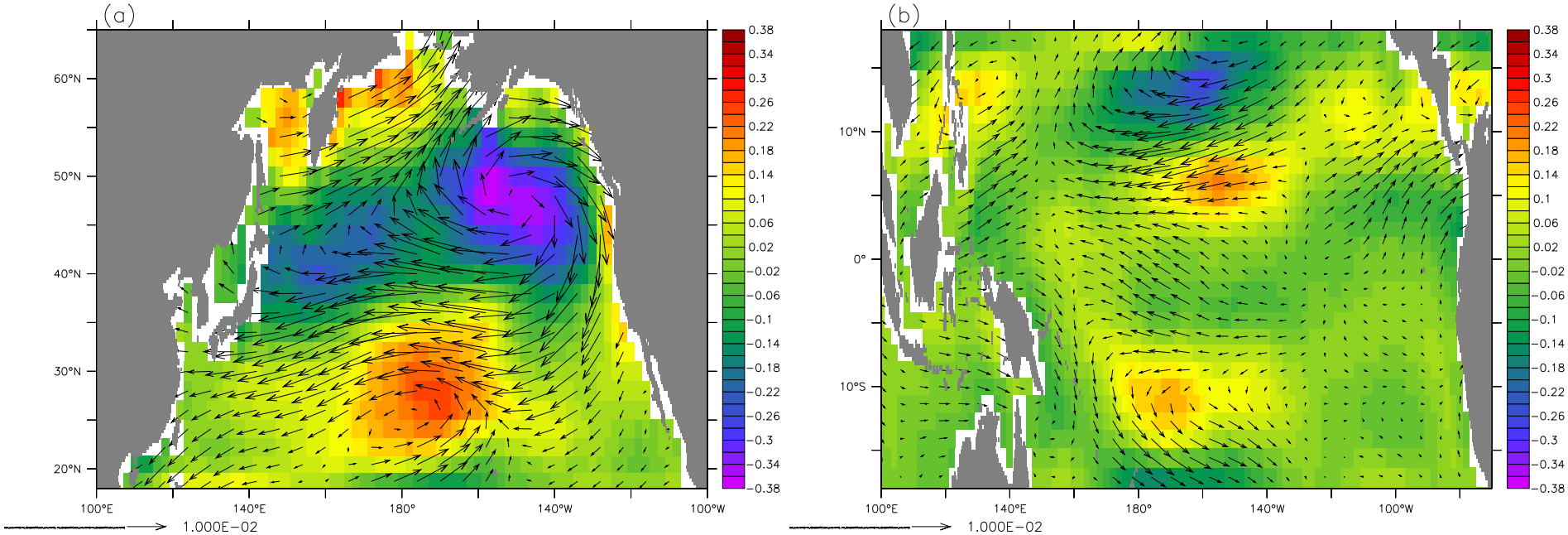

Wind stress (vectors; Nm^{-2}) and wind stress curl (shading; $\times 10^{-7}$ Nm^{-3}) anomalies computed by the ocean model in the (a) SPEEDY-NOTROP and (b) SPEEDY-TROP experiments.

Ocean response: TROP

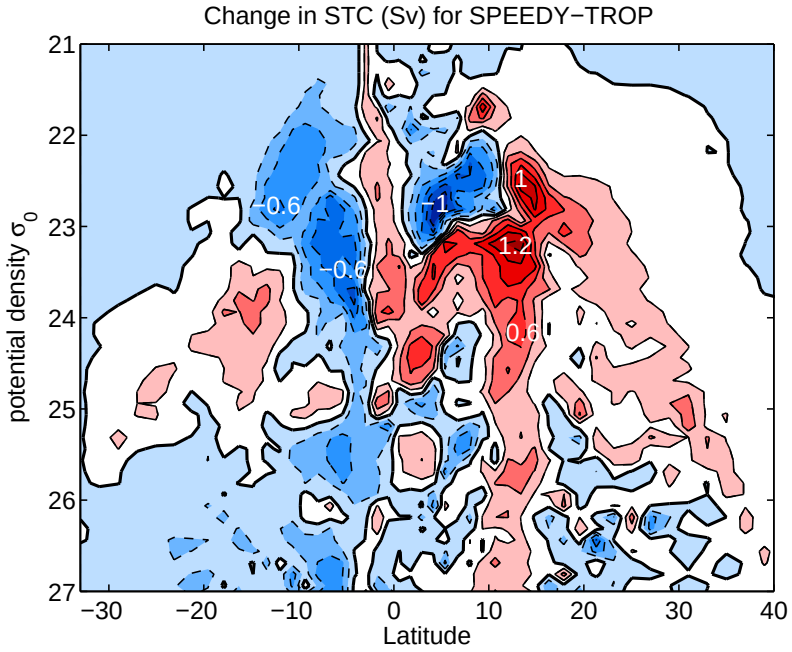

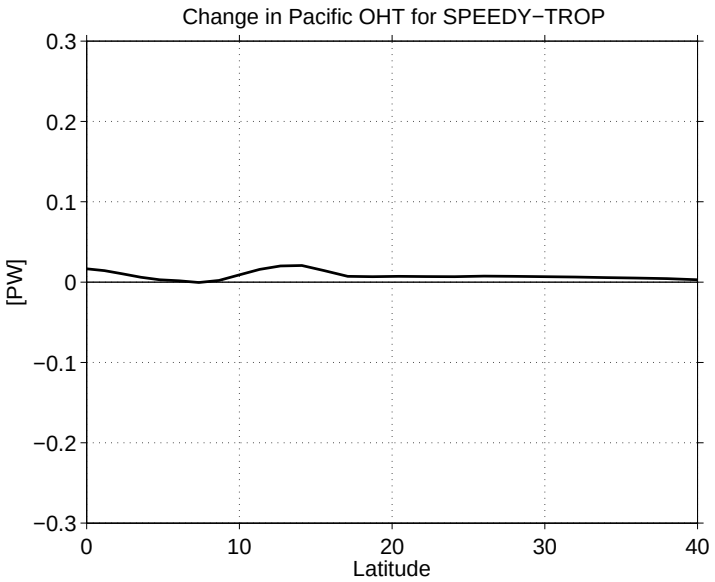

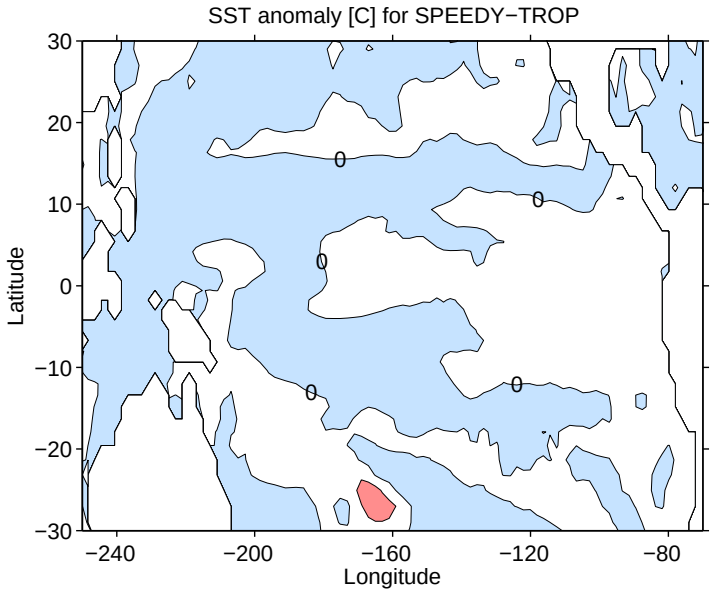

- no significant response for tropical wind anomalies (small positive feedback, if anything)

Ocean response: NOTROP

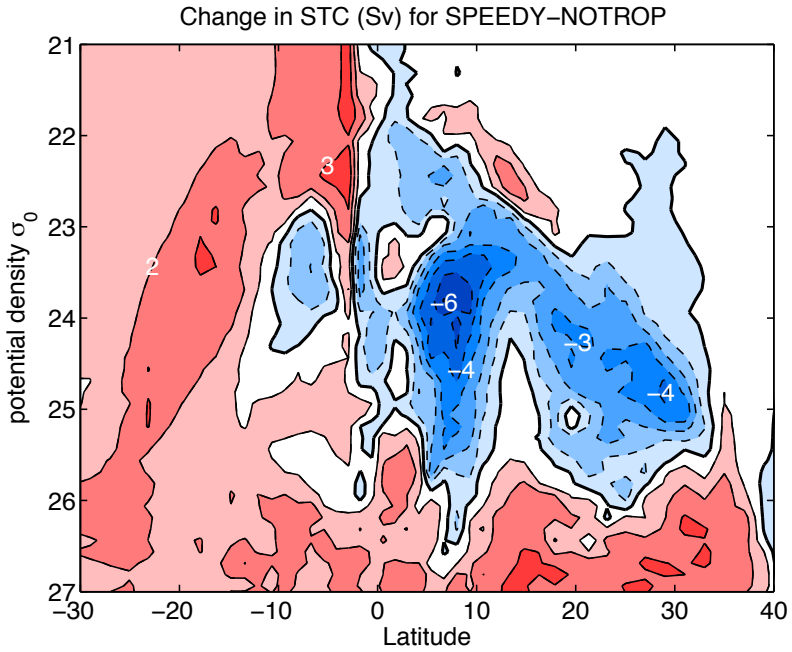

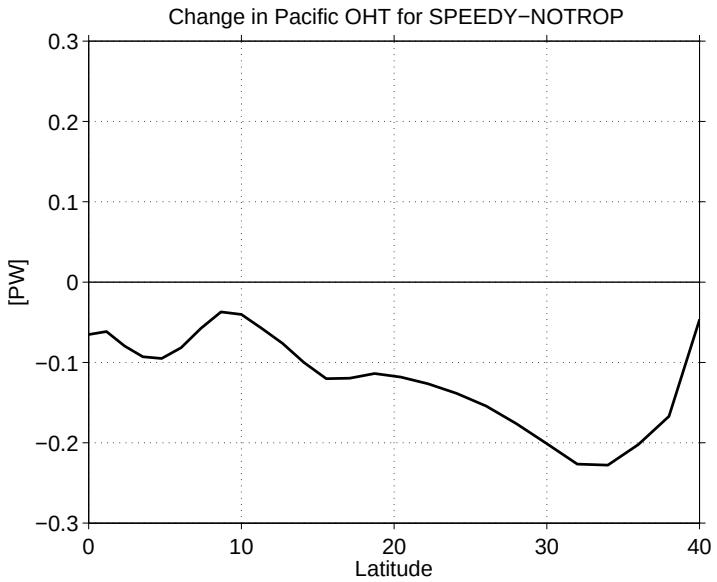

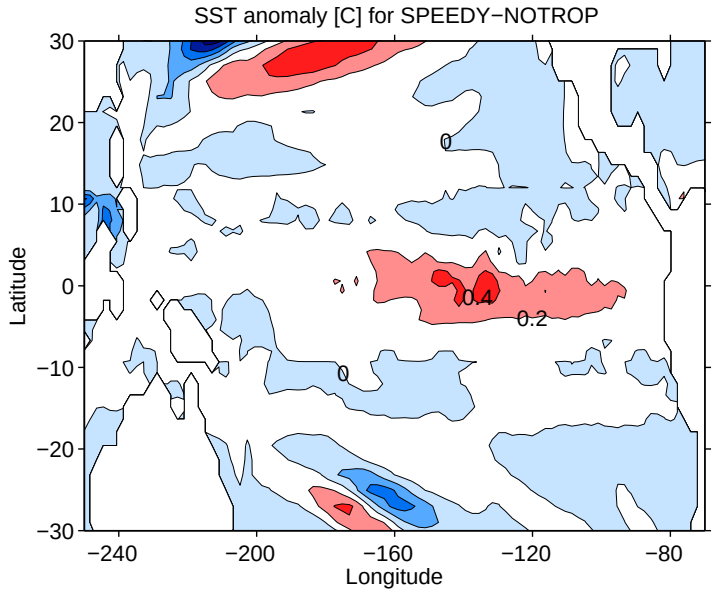

- significant response for extratropical wind anomalies (similar to the full forcing case)

Heat Content anomalies

Evolution of heat content anomalies relative to the Control

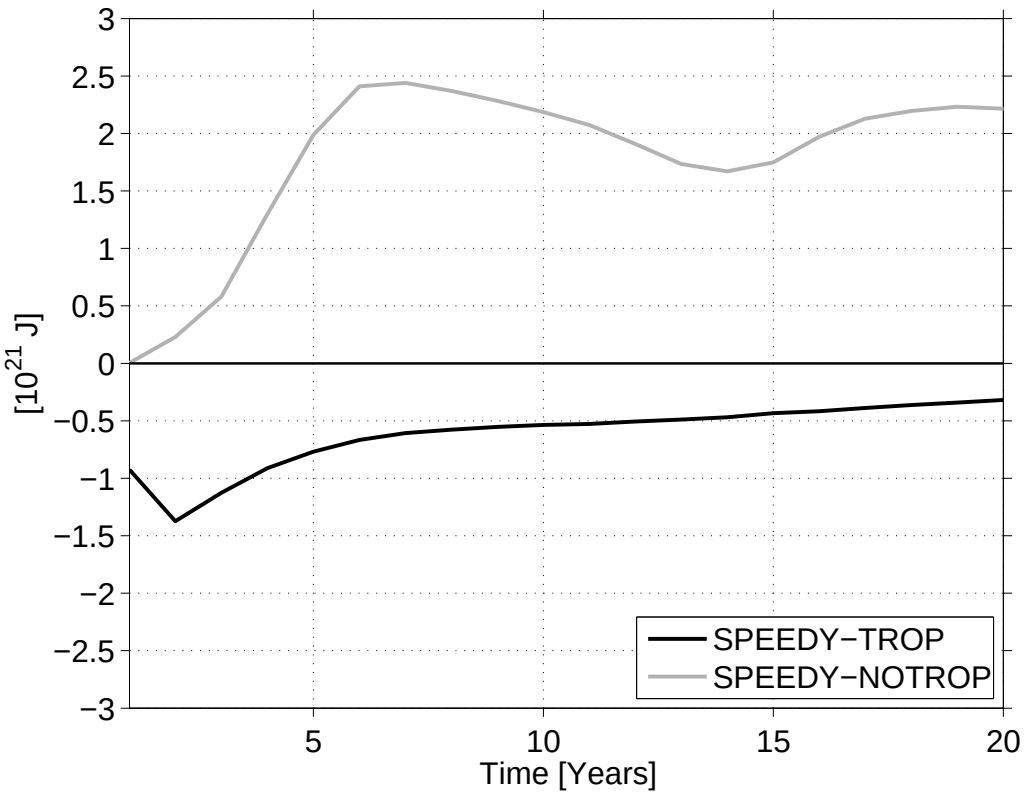

- Heat content is computed in the region [160°W - 90°W; 12°S - 12°N] and over the 0-500 m layer.

An idealized model for the ENSO-STG-STC interactions

Let **T** be the SST anomaly in central equatorial Pacific, **G** and **C** the indices of the anomalies in the intensity of the Pacific sub-tropical gyre and cells [based on the ENSO delayed oscillator of Suarez and Schopf (1988)]:

$$\frac{\mathrm{d}\,T}{\mathrm{d}\,t} = T - \alpha\,T(t-\delta) - r_1(T-T_0)^3 - E\,G \tag{1a}$$

$$\frac{\mathrm{d}\,G}{\mathrm{d}\,t} = E\,T - \kappa\,G + \gamma\,r_2 \tag{1b}$$

$$\frac{\mathrm{d}\,C}{\mathrm{d}\,t} = -\kappa\,(C-G) \tag{1c}$$

where $T_0 = -\beta C$, γ = 0.25 and κ = 0.025 (because atmospheric response is 10$\times$faster than the G-C interactions).

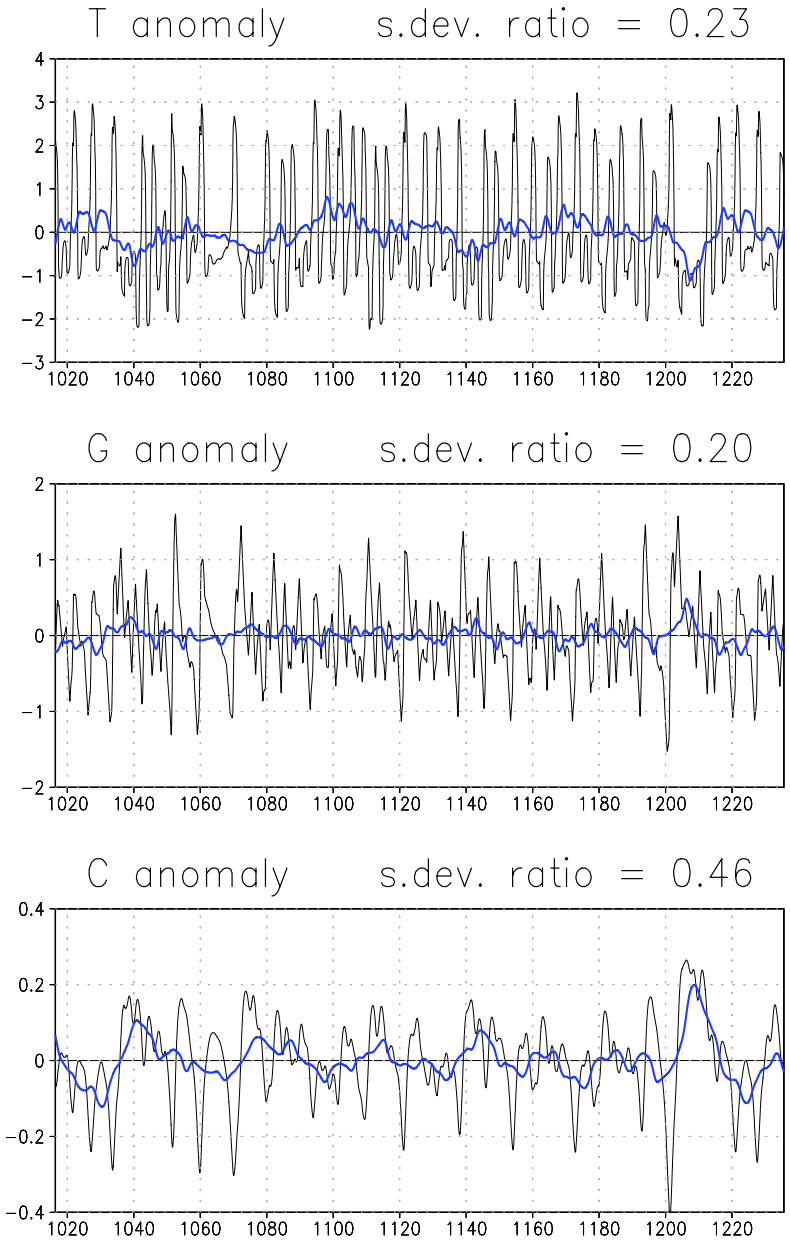

- Time series for the three variables **T** (ENSO SST) , **G** (subtropical gyre) and **C** (subtropical cells) in the idealized model.
- Decadal variability appears in **T** and **C**, which are anticorrelated by construction.

If there is no direct interaction between T and G, i.e. E = 0 & r_1 = const.

$$\frac{\mathrm{d}\,T}{\mathrm{d}\,t} = T - \alpha\,T(t-\delta) - r_1(T-T_0)^3 - \cancel{E}G \tag{2a}$$

$$\frac{\mathrm{d}\,G}{\mathrm{d}\,t} = \cancel{E}T - \kappa\,G + \gamma\,r_2 \tag{2b}$$

$$\frac{\mathrm{d}\,C}{\mathrm{d}\,t} = -\kappa\,(C-G) \tag{2c}$$

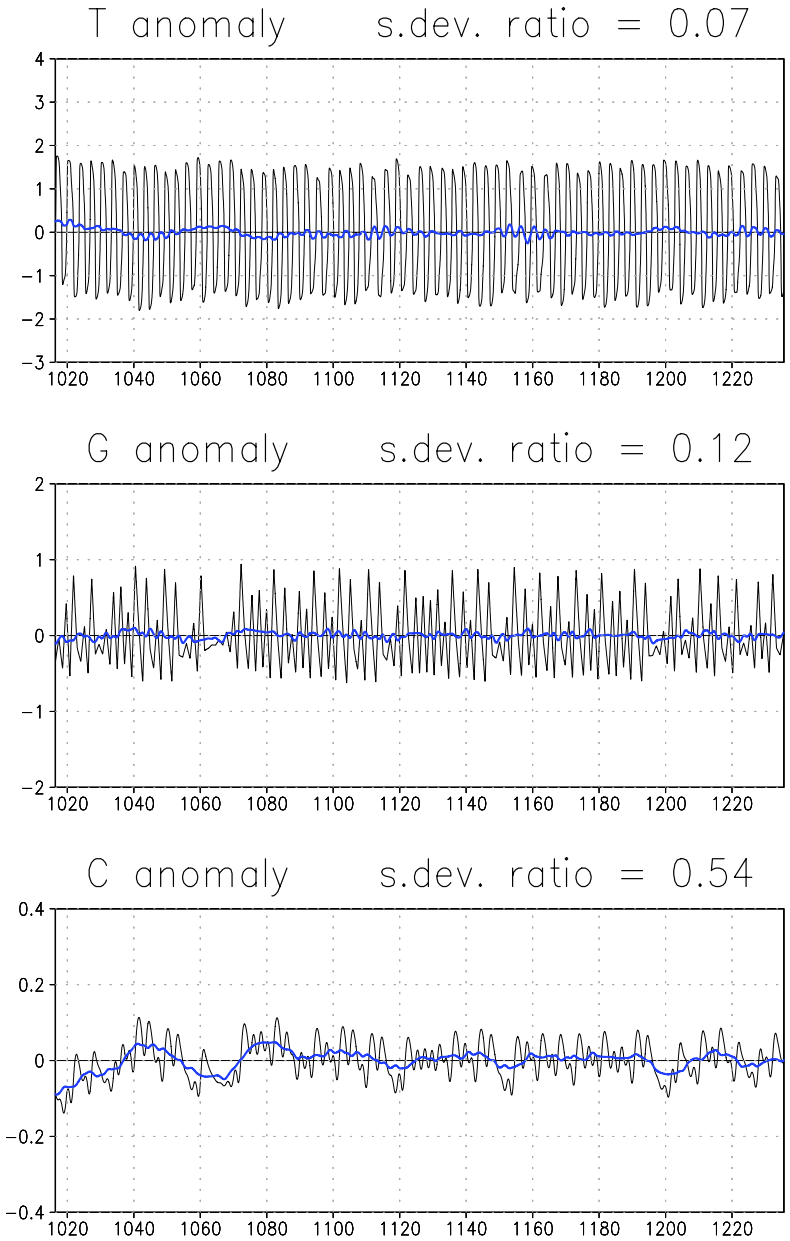

- Much reduced variability in **C** and **G** and regular variations in **T**.
- In this model, the **G**yre forcing by chaotically-modulated ENSO response is crucial.

Coupled tropical-extratropical feedbacks and the generation of low-frequency ENSO variability

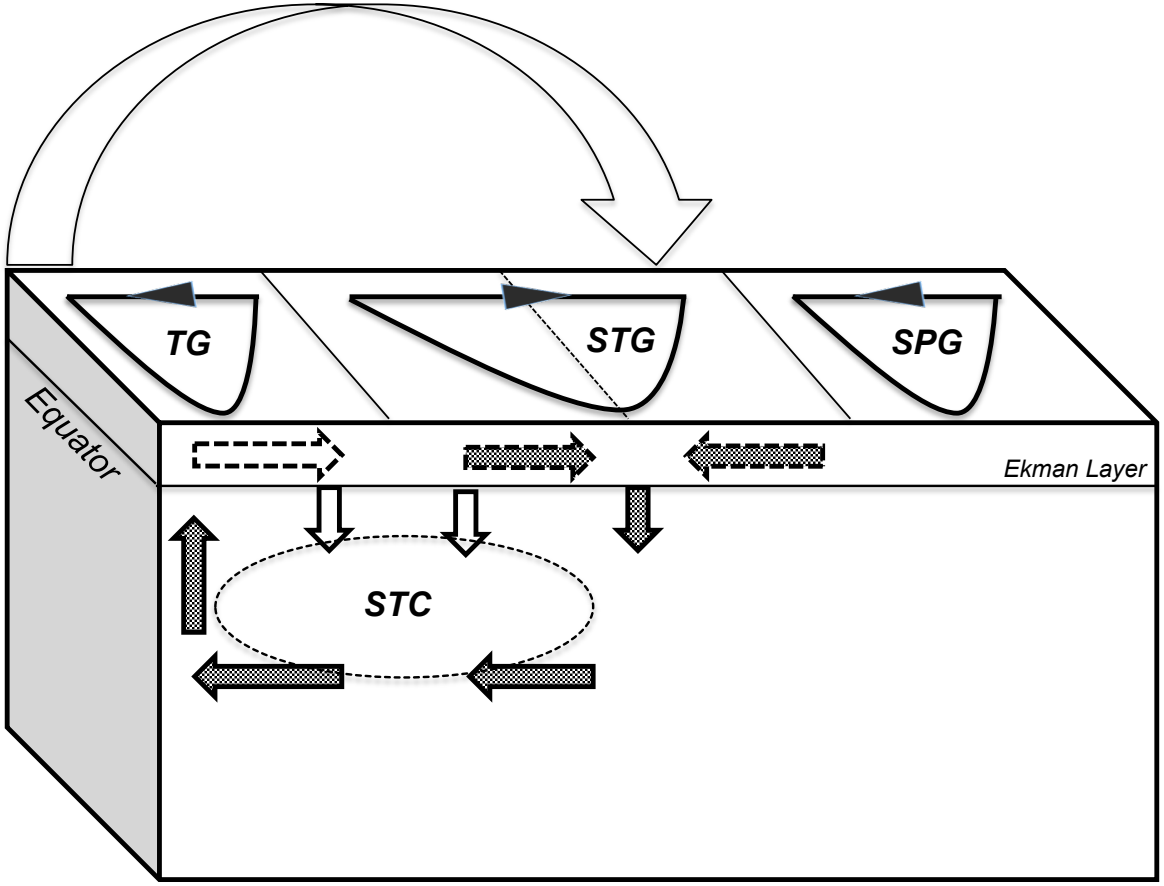

(Farneti et al., 2014b) and based on theories and simulations by McCreary and Lu (1994); Kleeman et al. (1999); Klinger et al. (2002)

Evolution of the Pacific STC & SST for the period 1948-2007 in forced ocean models

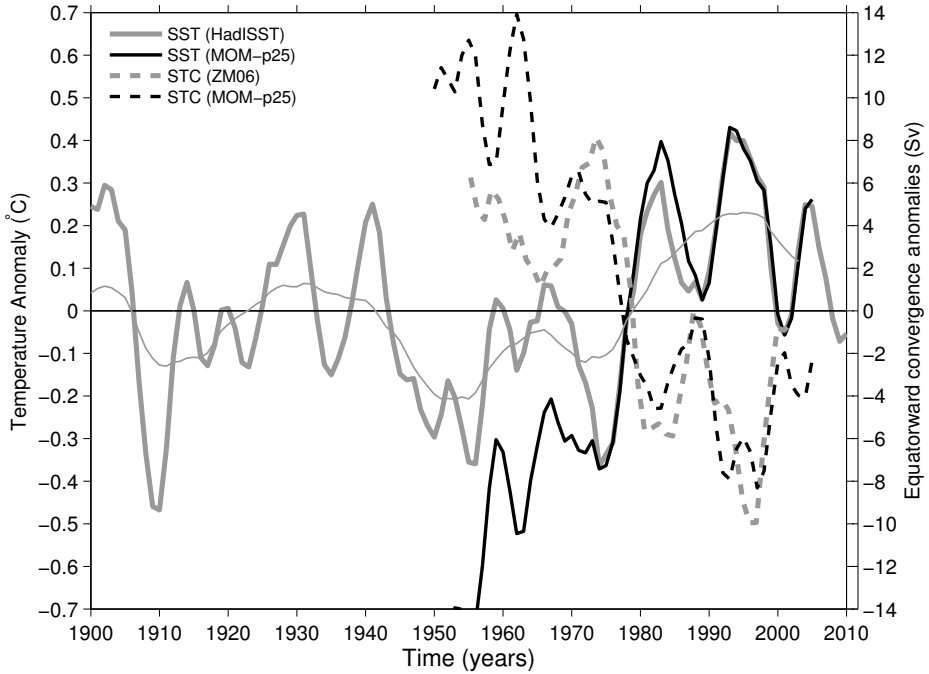

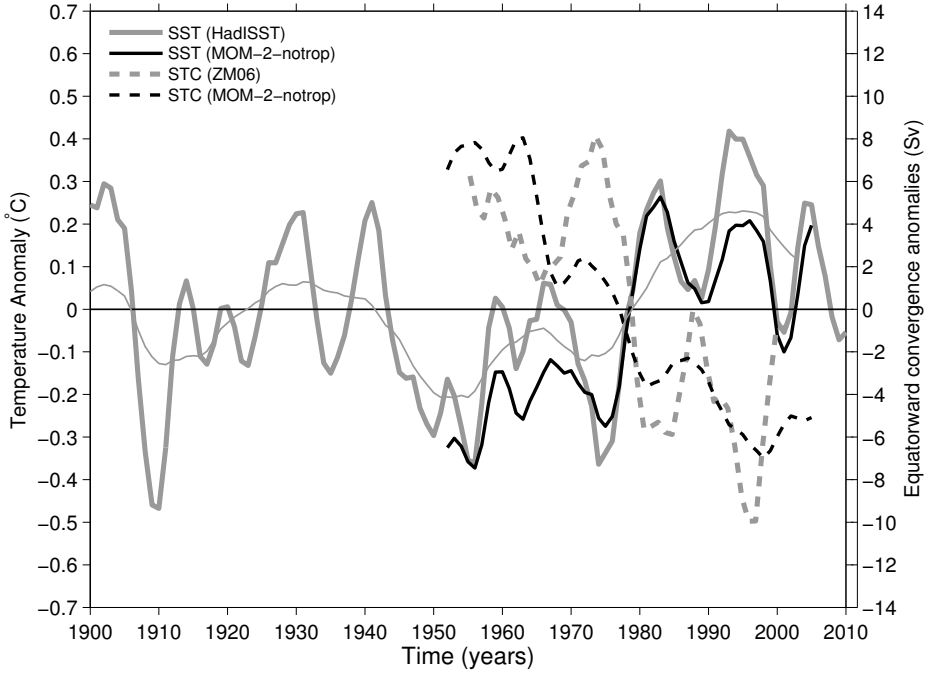

- Model results agree well with observed estimates of STC transport, convergence, and equatorial SSTa (ZM06, Zhang and McPhaden, 2006).

(Farneti et al., 2014a)

- Subtropically-forced STC variability is identified as a major player in the generation of equatorial Pacific decadal SSTa.

Do CMIP5 models reproduce the observed STC variability? NO

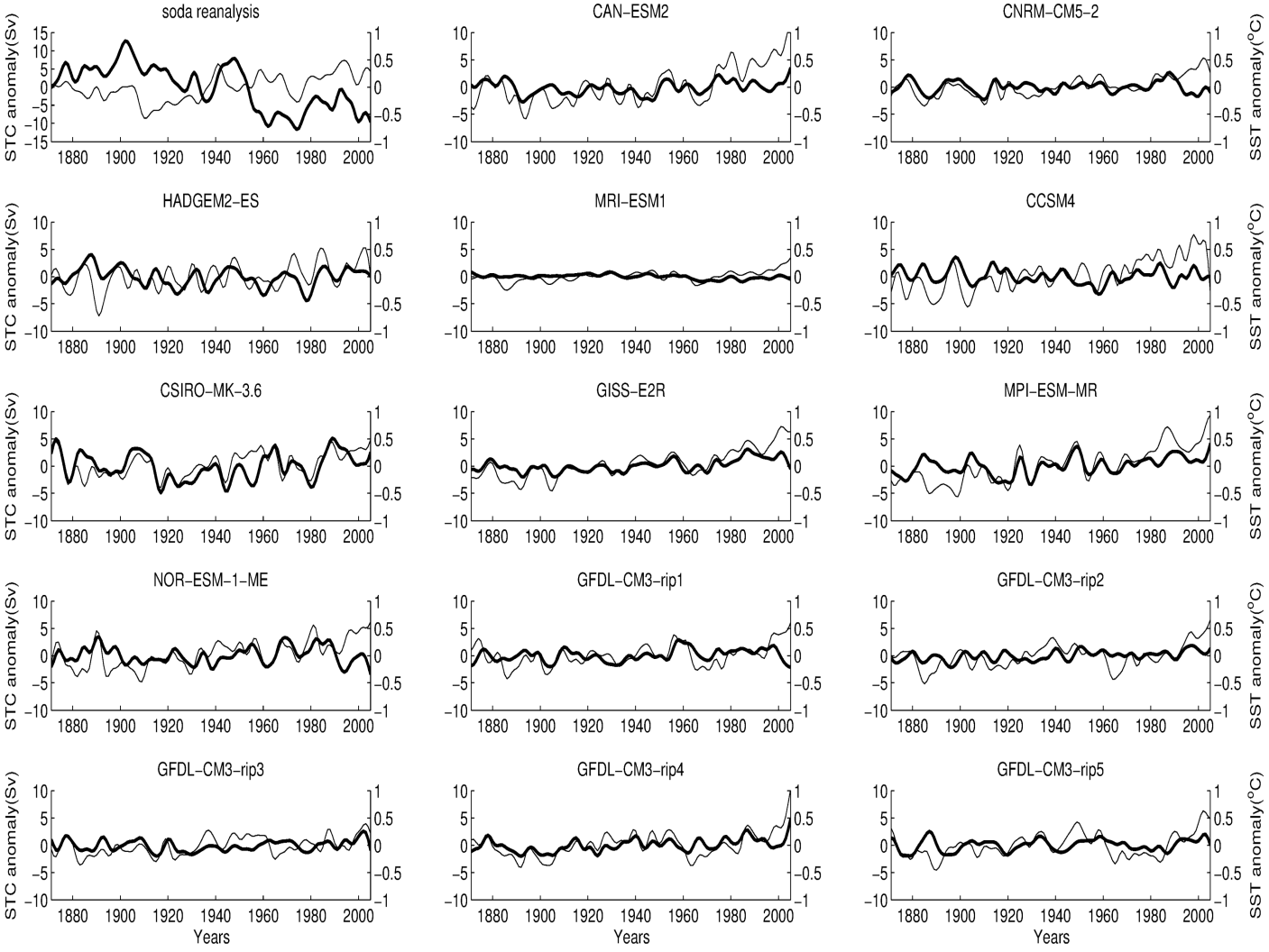

Conclusions

1. The atmospheric response to tropical forcing has feedbacks on the subtropical ocean, which is in turn forcing an equatorial time-delayed response, generating decadal SST anomalies.
2. The system outlines a possible coupled mechanism for ENSO decadal variability, involving both the *'atmospheric bridge'* and the *'oceanic tunnel'*.
3. Subtropically-forced STC variability is identified as a key player in the generation of equatorial Pacific decadal SST anomalies, pacing tropical Pacific natural climate variability on decadal time scales.
4. The natural mode of variability could have implications for the evolution of equatorial Pacific SSTs in the coming decades under the concomitant effects of climate change.

Conclusions

1. The atmospheric response to tropical forcing has feedbacks on the subtropical ocean, which is in turn forcing an equatorial time-delayed response, generating decadal SST anomalies.
2. The system outlines a possible coupled mechanism for ENSO decadal variability, involving both the *'atmospheric bridge'* and the *'oceanic tunnel'*.
3. Subtropically-forced STC variability is identified as a key player in the generation of equatorial Pacific decadal SST anomalies, pacing tropical Pacific natural climate variability on decadal time scales.
4. The natural mode of variability could have implications for the evolution of equatorial Pacific SSTs in the coming decades under the concomitant effects of climate change.

Conclusions

1. The atmospheric response to tropical forcing has feedbacks on the subtropical ocean, which is in turn forcing an equatorial time-delayed response, generating decadal SST anomalies.
2. The system outlines a possible coupled mechanism for ENSO decadal variability, involving both the *'atmospheric bridge'* and the *'oceanic tunnel'*.
3. Subtropically-forced STC variability is identified as a key player in the generation of equatorial Pacific decadal SST anomalies, pacing tropical Pacific natural climate variability on decadal time scales.
4. The natural mode of variability could have implications for the evolution of equatorial Pacific SSTs in the coming decades under the concomitant effects of climate change.

Conclusions

1. The atmospheric response to tropical forcing has feedbacks on the subtropical ocean, which is in turn forcing an equatorial time-delayed response, generating decadal SST anomalies.
2. The system outlines a possible coupled mechanism for ENSO decadal variability, involving both the *'atmospheric bridge'* and the *'oceanic tunnel'*.
3. Subtropically-forced STC variability is identified as a key player in the generation of equatorial Pacific decadal SST anomalies, pacing tropical Pacific natural climate variability on decadal time scales.
4. The natural mode of variability could have implications for the evolution of equatorial Pacific SSTs in the coming decades under the concomitant effects of climate change.

GFDL-CM3 pre-industrial simulation

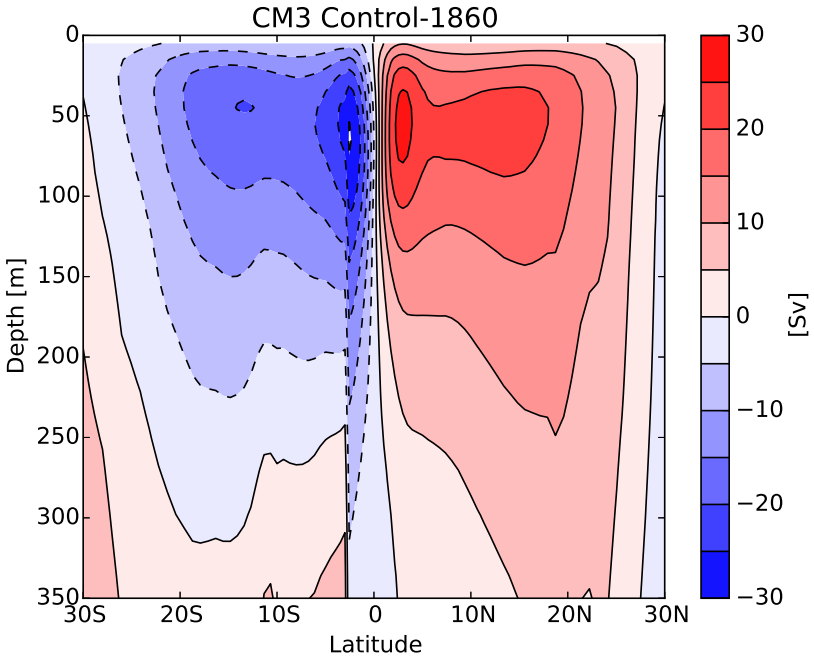

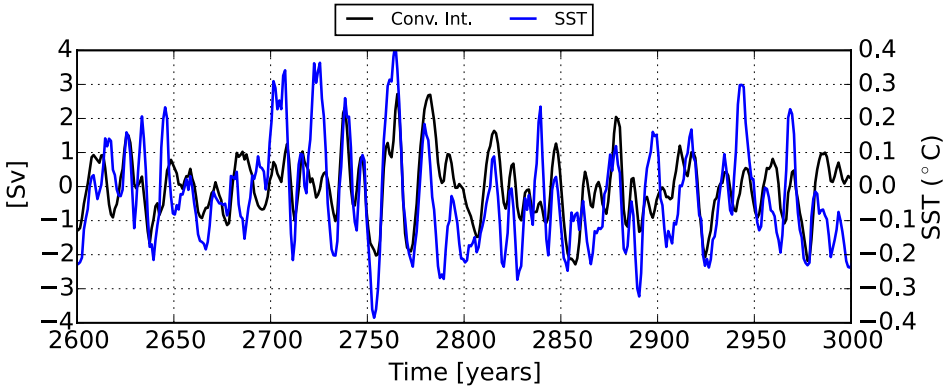

References

Barnett, T. P., D. W. Pierce, M. Latif, D. Dommenget, and R. Saravanan, 1999: Interdecadal interactions between the tropics and midlatitudes in the Pacific basin. *Geophys. Res. Lett.*, **26 (5)**, 615–618.

England, M. H., et al., 2014: Recent intensification of wind-driven circulation in the Pacific and the ongoing warming hiatus. *Nature Geosci.*, **4**, 222–227.

Farneti, R., S. Dwivedi, F. Kucharski, F. Molteni, and S. M. Griffies, 2014a: On the subtropical Pacific meridional overturning circulation variability over the second half of the 20th Century. *J. Climate*, DOI: 10.1175/JCLI–D–13–00 707.1.

Farneti, R., F. Molteni, and F. Kucharski, 2014b: Pacific interdecadal variability driven by tropical-extratropical interactions. *Climate Dyn.*, **42 (11-12)**, 3337–3355.

Griffies, S., et al., 2009: Coordinated ocean-ice reference experiments (COREs). *Ocean Modelling*, **26 (1-2)**, 1–46.

Hazeleger, W., C. Severijns, R. Seager, and F. Molteni, 2005: Tropical Pacific-driven decadal energy transport variability. *J. Climate*, **18**, 2037–2051.

Kleeman, R., J. P. McCreary, and B. A. Klinger, 1999: A mechanism for generating ENSO decadal variability. *Geophys. Res. Lett.*, **26 (12)**, 1743–1746.

Klinger, B. A., J. J. P. McCreary, and R. Kleeman, 2002: The relationship between oscillating subtropical wind stress and equatorial temperature. *J. Phys. Oceanogr.*, **32**, 1507–1521.

Kosaka, Y. and S.-P. Xie, 2013: Recent global warming hiatus tied to equatorial Pacific suface cooling. *Nature Geosci.*, **501**, 403–407.

Kucharski, F., et al., 2015: Atlantic forcing of Pacific decadal variability. *Climate Dyn.*, DOI 10.1007/s00 382–015–2705–z.

Latif, M. and T. P. Barnett, 1996: Decadal climate variability over the north pacific and north america: Dynamics and predictability. *J. Climate*, **9**, 2407–2423.

Liu, Z. and M. Alexander, 2007: Atmospheric bridge, oceanic tunnel, and global climatic teleconnections. *Reviews of Geophysics*, **45**, RG2005, doi:10.1029/2005RG000 172.

McCreary, J. P. and P. Lu, 1994: Interaction between the subtropical and equatorial ocean circulations: the subtropical cell. *J. Phys. Oceanogr.*, **24**, 466–497.

Molteni, F., 2003: Atmospheric simulations using a GCM with simplified physical parameterizations. I: Model climatology and variability in multi-decadal experiments. *Climate Dyn.*, **20**, 175–191.

Newman, M., et al., 2015: The Pacific Decadal Oscillation, revisited. *Bull. Amer. Meteor. Soc.*, Submitted.

Schneider, N. and B. D. Cornuelle, 2005: The forcing of the Pacific decadal oscillation. *J. Climate*, **18**, 4355–4373.

Suarez, M. and P. S. Schopf, 1988: A delayed action oscillator for ENSO. *J. Atmos. Sci.*, **45**, 3283–3287.

Zhang, D. M. and J. McPhaden, 2006: Decadal variability of the shallow Pacific meridional overturning circulation: Relation to tropical sea surface temperatures in observations and climate change models. *Ocean Modelling*, **15 (3–4)**, 250–273.