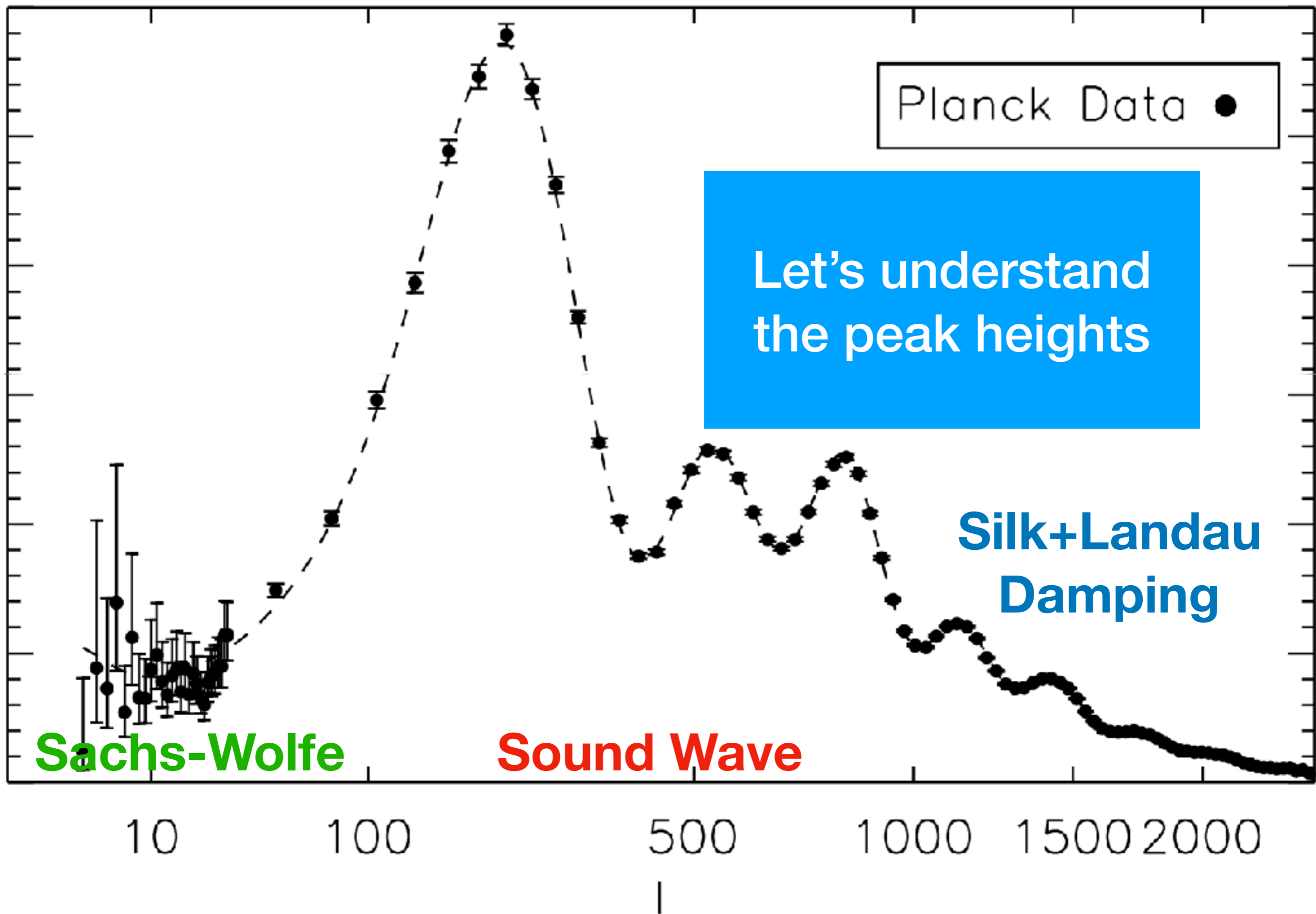


Lecture 3

- Cosmological parameter dependence of the temperature power spectrum
- Polarisation of the CMB



Matching Solutions

- We have a very good analytical solution valid at low and high frequencies during the radiation era:

$$\frac{\delta\rho_\gamma}{4\bar{\rho}_\gamma} - \Psi = \zeta \left(-\cos\varphi + \frac{2}{\varphi} \sin\varphi \right)$$

- Now, match this to a high-frequency solution valid at the last-scattering surface (when R is no longer small)

$$\frac{\delta\rho_\gamma}{4\bar{\rho}_\gamma} + \Phi = A \cos(qr_s) + B \sin(qr_s) - R\Phi$$

Matching Solutions

- We have a very good analytical solution valid at low and high frequencies during the radiation era:

$$\frac{\delta\rho_\gamma}{4\bar{\rho}_\gamma} - \Psi = \zeta \left(-\cos\varphi + \frac{2}{\varphi} \sin\varphi \right)$$

- Now, match this to a high-frequency solution valid at the last-scattering surface (when R is no longer small)

Slightly improved solution, with a weak time dependence of R using the WKB method
[Peebles & Yu (1970)]

$$\frac{\delta\rho_\gamma}{4\bar{\rho}_\gamma} + \Phi = (1 + R)^{-1/4} [A \cos(qr_s) + B \sin(qr_s)] - R\Phi$$

High-frequency Solution(*) at the Last Scattering Surface

$$\frac{\delta\rho_\gamma}{4\bar{\rho}_\gamma} + \Phi = \frac{\zeta}{5} \left\{ 3RT(q) - (1+R)^{-1/4} \mathcal{S}(q) \cos[qr_s + \theta(q)] \right\}$$

where $T(q)$, $\mathcal{S}(q)$, $\theta(q)$ are "transfer functions" that smoothly interpolate two limits as

$$\mathbf{q} \ll \mathbf{q}_{\text{EQ}}: \quad \mathcal{S} \rightarrow 1, \quad \mathcal{T} \rightarrow 1, \quad \theta \rightarrow 0$$

$$\mathbf{q} \gg \mathbf{q}_{\text{EQ}}: \quad \mathcal{S} \rightarrow 5, \quad \mathcal{T} \propto \ln q / q^2, \quad \theta \rightarrow 0.062\pi$$

"EQ" for "matter-radiation Equality epoch"

with $q_{\text{EQ}} = a_{\text{EQ}} H_{\text{EQ}} \sim 0.01 \text{ Mpc}^{-1}$, giving $l_{\text{EQ}} = q_{\text{EQ}} r_L \sim 140$

- (*) To a good approximation, the low-frequency solution is given by setting $R=0$ because sound waves are not important at large scales

High-frequency Solution(*) at the Last Scattering Surface

$$\frac{\delta\rho_\gamma}{4\bar{\rho}_\gamma} + \Phi = \frac{\zeta}{5} \left\{ 3RT(q) - (1+R)^{-1/4} S(q) \cos[qr_s + \theta(q)] \right\}$$

where $T(q)$, $S(q)$, $\theta(q)$ are "transfer functions" that smoothly interpolate two limits as

$$q \ll q_{\text{EQ}}: \quad S \rightarrow 1, \quad T \rightarrow 1, \quad \theta \rightarrow 0$$

$$q \gg q_{\text{EQ}}: \quad S \rightarrow 5, \quad T \propto \ln q / q^2, \quad \theta \rightarrow 0.062\pi$$

"EQ" for "matter-radiation Equality epoch"

with q_{EQ}

$q_{\text{L}} \sim 140$

- (*) To a given l , the most important l modes are those that were important at large scales. The solution is not

Due to the decay of gravitational potential during the radiation dominated era

High-frequency Solution(*) at the Last Scattering Surface

$$\frac{\delta\rho_\gamma}{4\bar{\rho}_\gamma} + \Phi = \frac{\zeta}{5} \left\{ 3RT(q) - (1+R)^{-1/4} \mathcal{S}(q) \cos[qr_s + \theta(q)] \right\}$$

where $T(q)$, $\mathcal{S}(q)$, $\theta(q)$ are "transfer functions" that smoothly interpolate two limits as

$$\mathbf{q} \ll \mathbf{q}_{\text{EQ}}: \quad \mathcal{S} \rightarrow 1, \quad \mathcal{T} \rightarrow 1, \quad \theta \rightarrow 0$$

$$\mathbf{q} \gg \mathbf{q}_{\text{EQ}}: \quad \mathcal{S} \rightarrow 5, \quad \mathcal{T} \propto \ln q / q^2, \quad \theta \rightarrow 0.062\pi$$

"EQ" for "matter-radiation Equality epoch"

with $q_{\text{EQ}} = a_{\text{EQ}} H_{\text{EQ}} \sim 0.01 \text{ Mpc}^{-1}$, given

- (*) To a good approximation, the low- q limit is given by setting $R=0$ because sound is not important at large scales

Due to the neutrino
anisotropic stress

High-frequency Solution(*) at the Last Scattering Surface

$$\frac{\delta\rho_\gamma}{4\bar{\rho}_\gamma} + \Phi = \frac{\zeta}{5} \left\{ 3RT(q) - (1+R)^{-1/4} \mathcal{S}(q) \cos[qr_s + \theta(q)] \right\}$$

$$\xrightarrow{q \rightarrow 0(*)} -\frac{\zeta}{5}$$

This should agree with the Sachs-Wolfe result: $\Phi/3$; thus,

$$\Phi = -3\zeta/5 \quad \text{in the matter-dominated era}$$

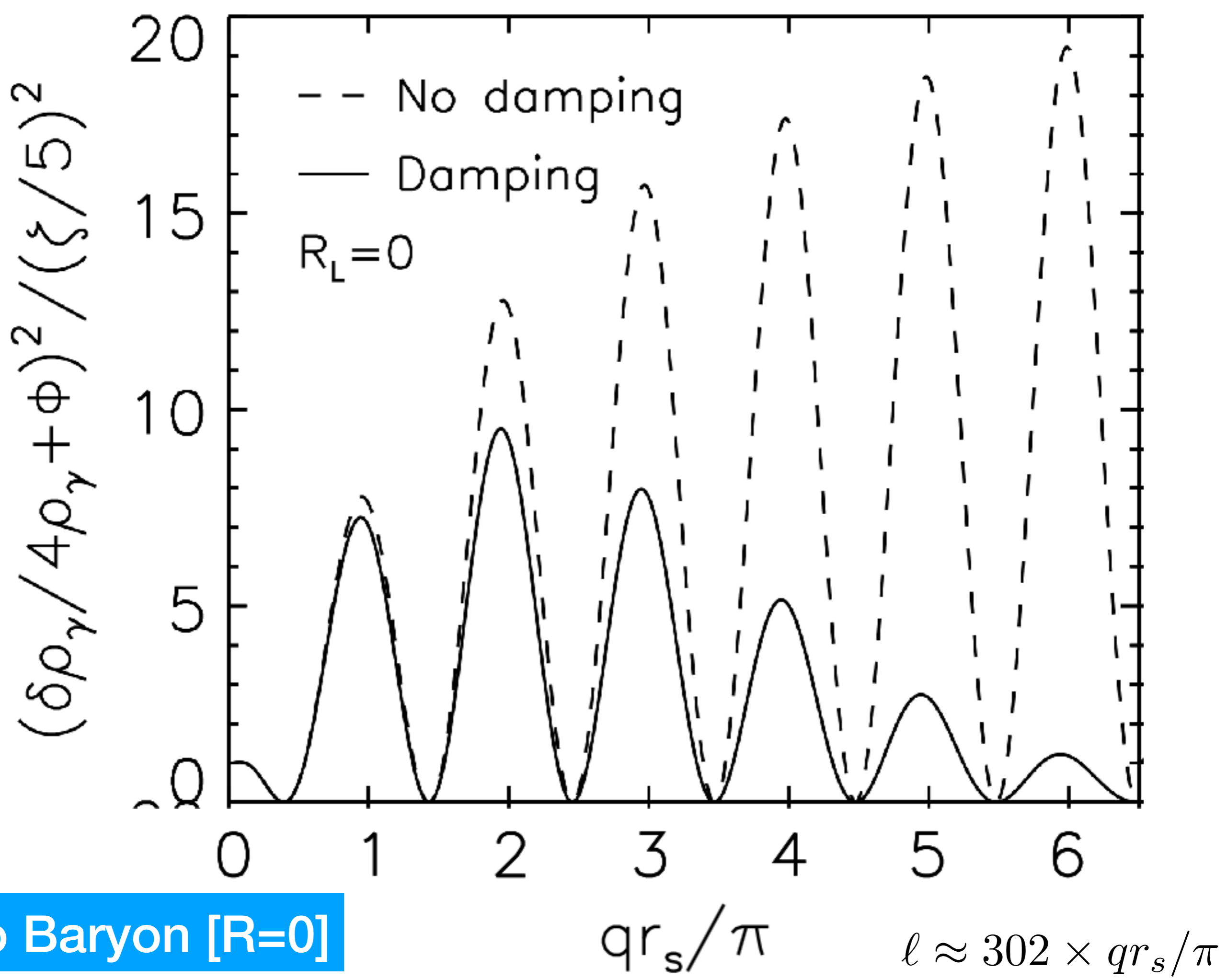
- (*) To a good approximation, the low-frequency solution is given by setting $R=0$ because sound waves are not important at large scales

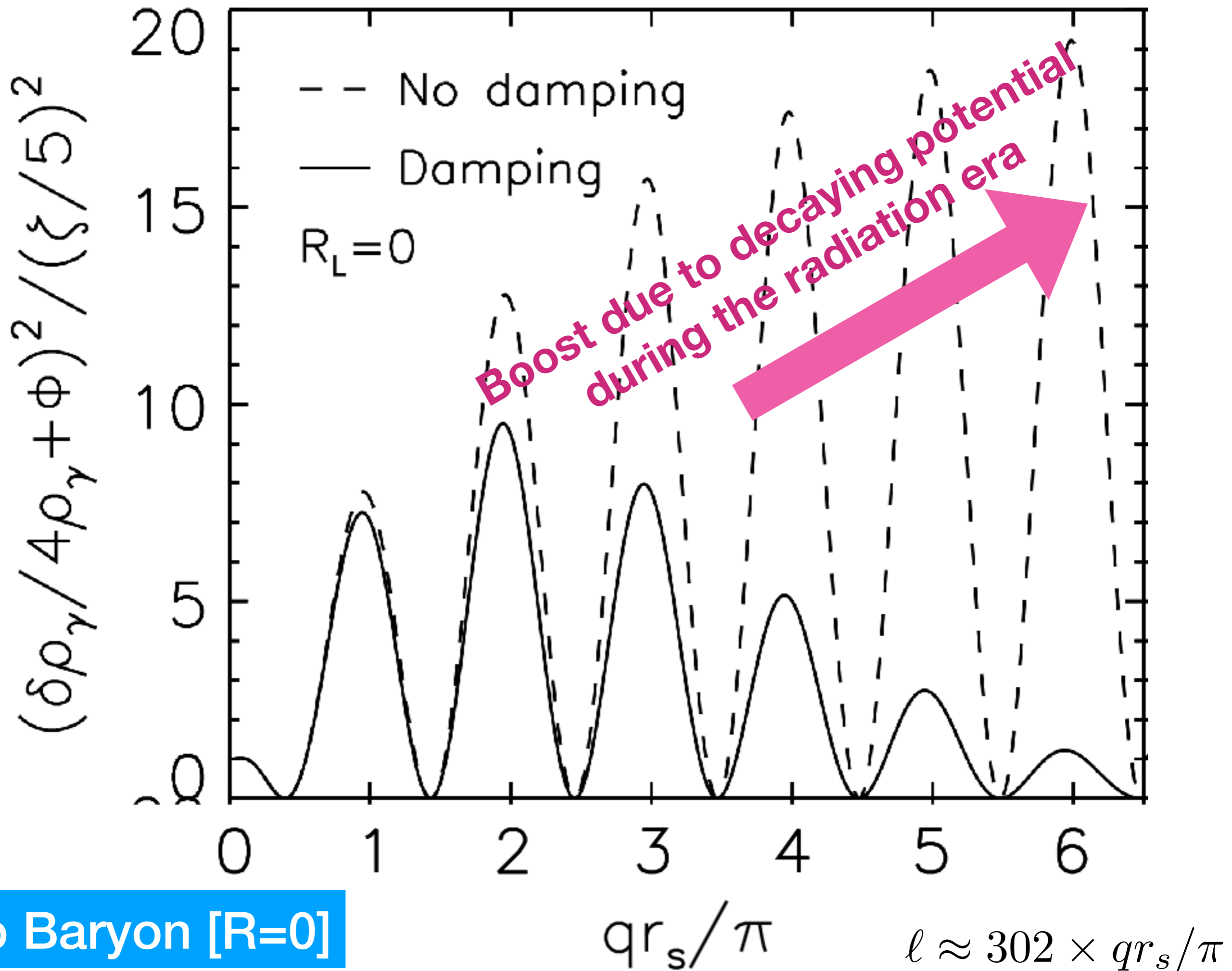
Effect of Baryons

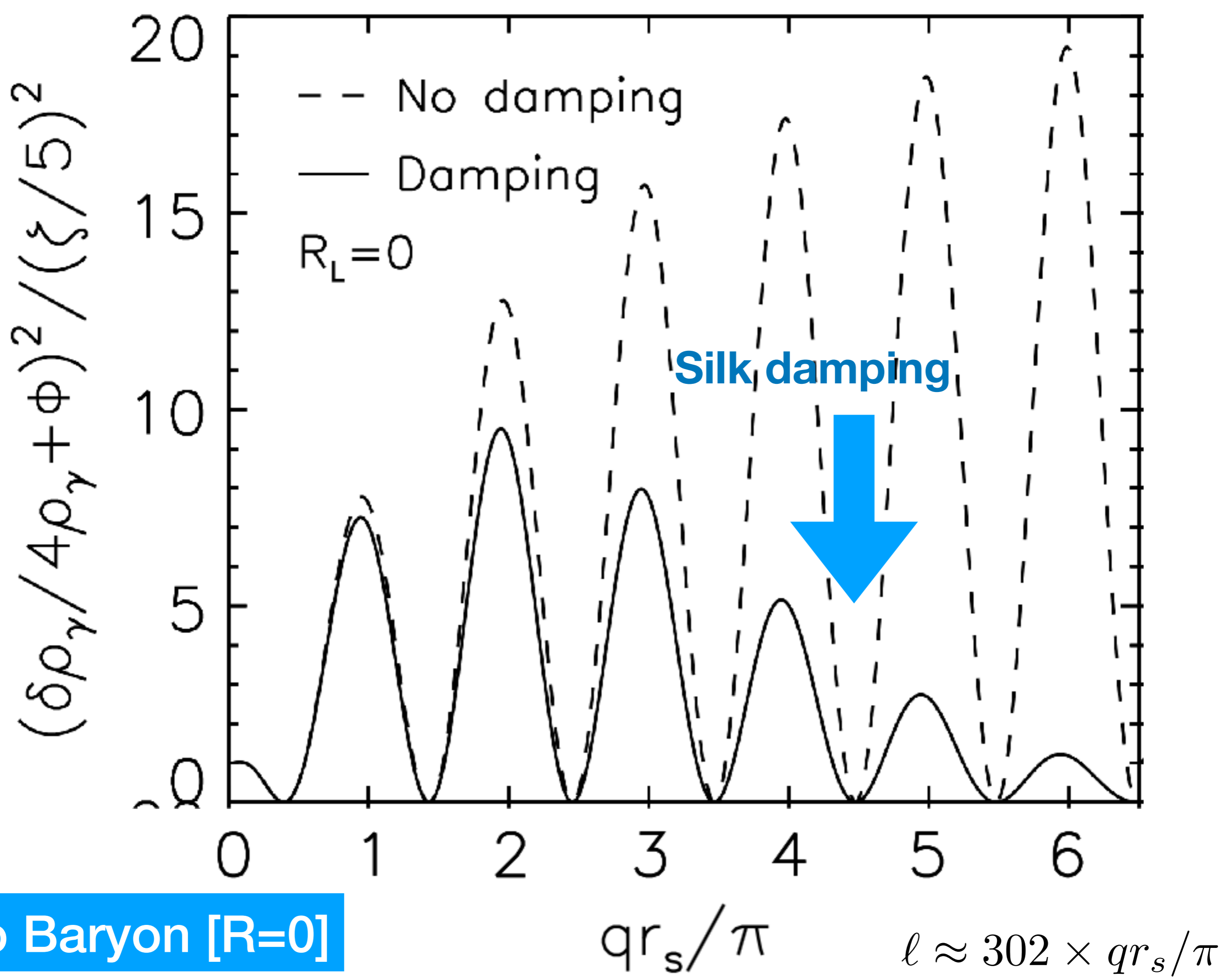
$$\frac{\delta\rho_\gamma}{4\bar{\rho}_\gamma} + \Phi = \frac{\zeta}{5} \left\{ \boxed{3RT(q)} - \boxed{(1+R)^{-1/4}} \mathcal{S}(q) \cos[qr_s + \theta(q)] \right\}$$

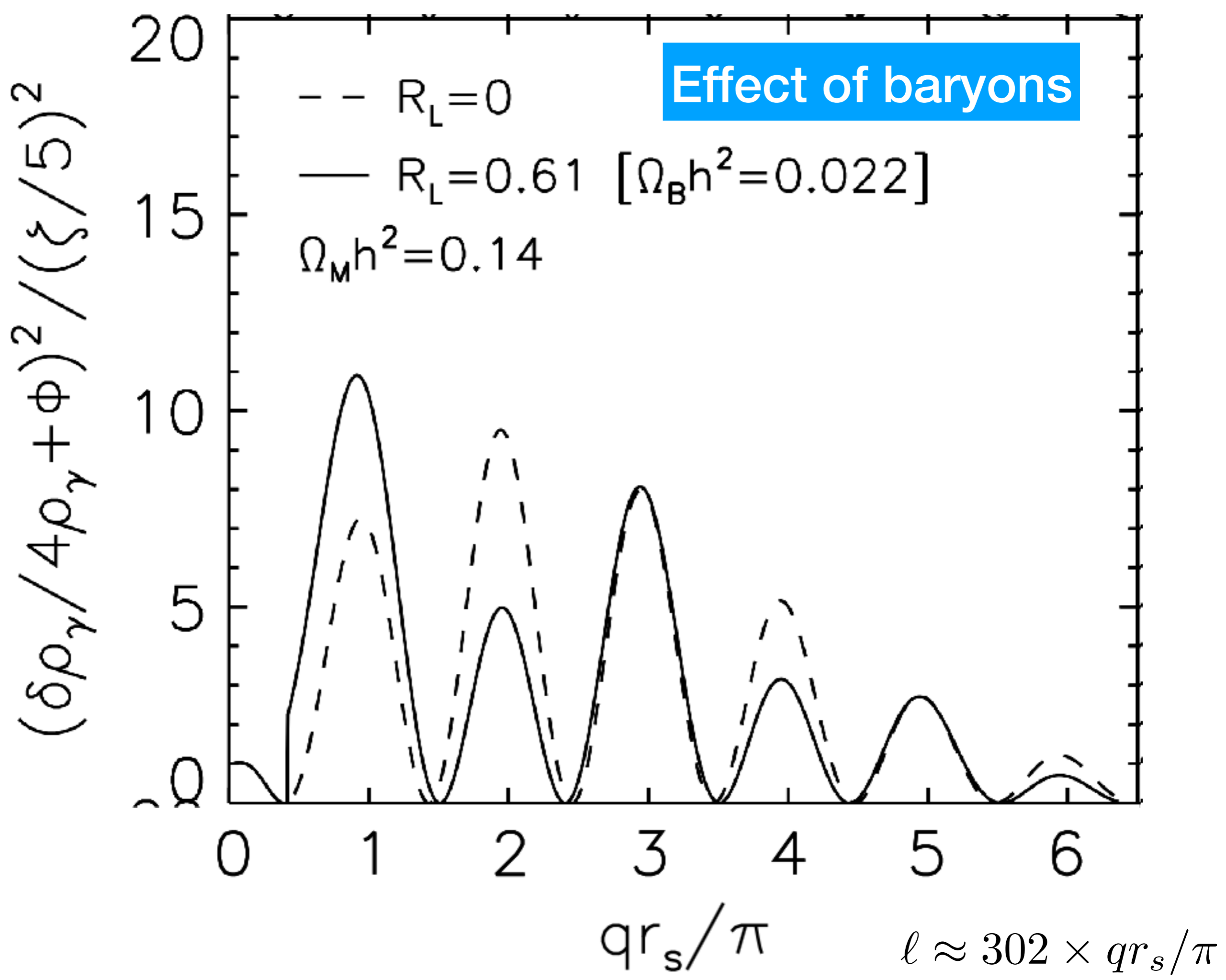
Shift the zero-point of oscillations
Reduce the amplitude of oscillations

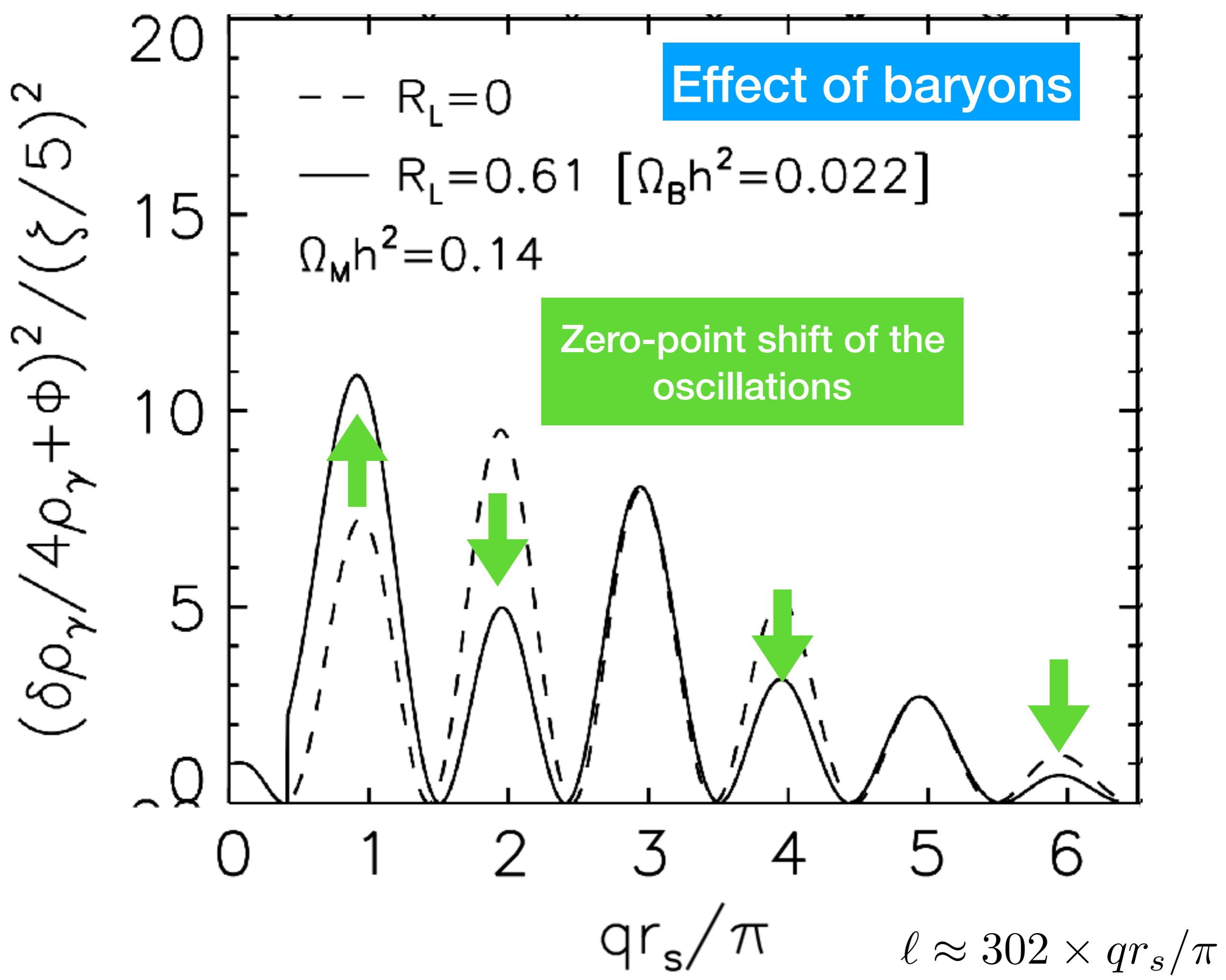
- (*) To a good approximation, the low-frequency solution is given by setting $R=0$ because sound waves are not important at large scales

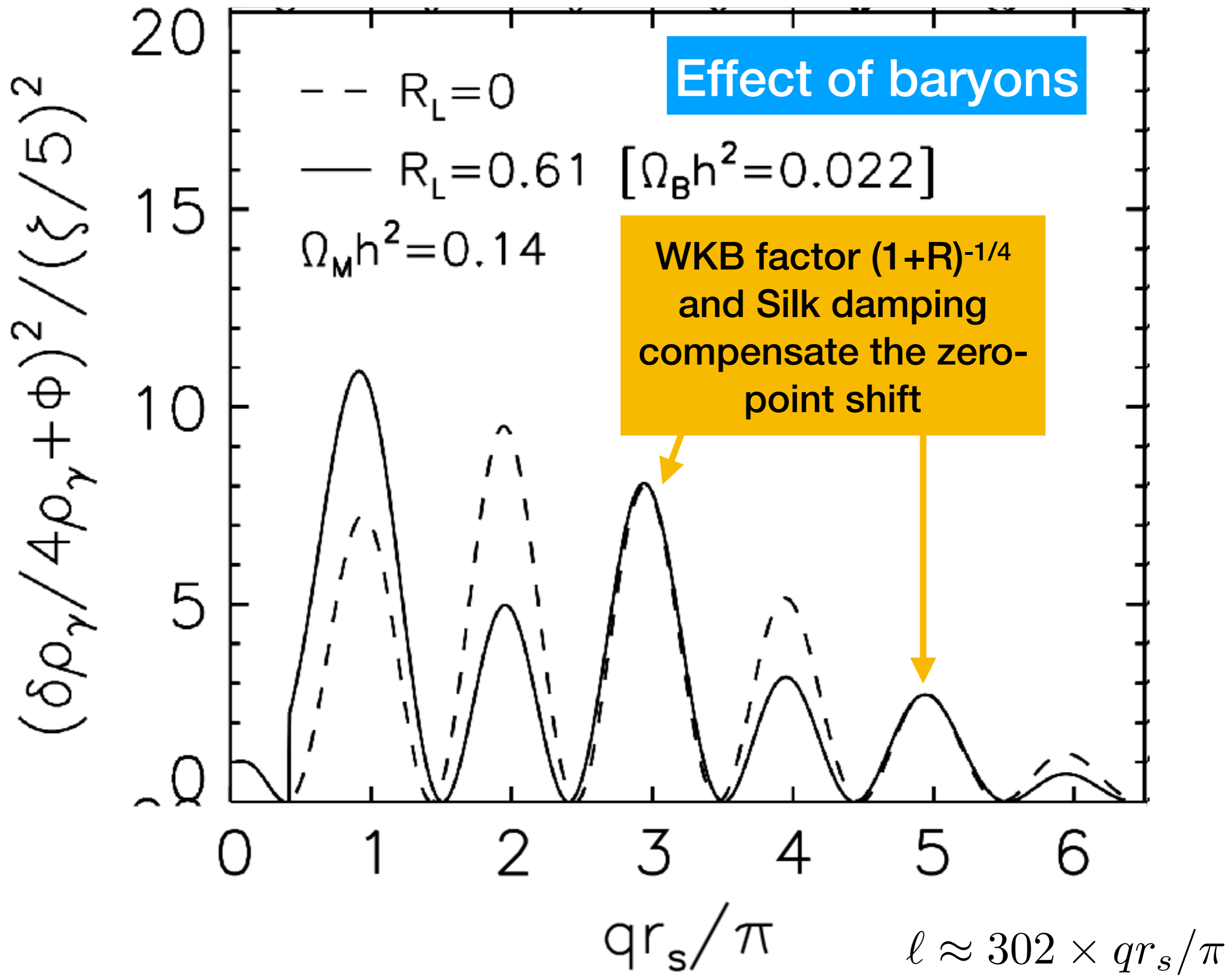












Effect of Total Matter

$$\frac{\delta\rho_\gamma}{4\bar{\rho}_\gamma} + \Phi = \frac{\zeta}{5} \left\{ 3RT(q) - (1+R)^{-1/4} \mathcal{S}(q) \cos[qr_s + \theta(q)] \right\}$$

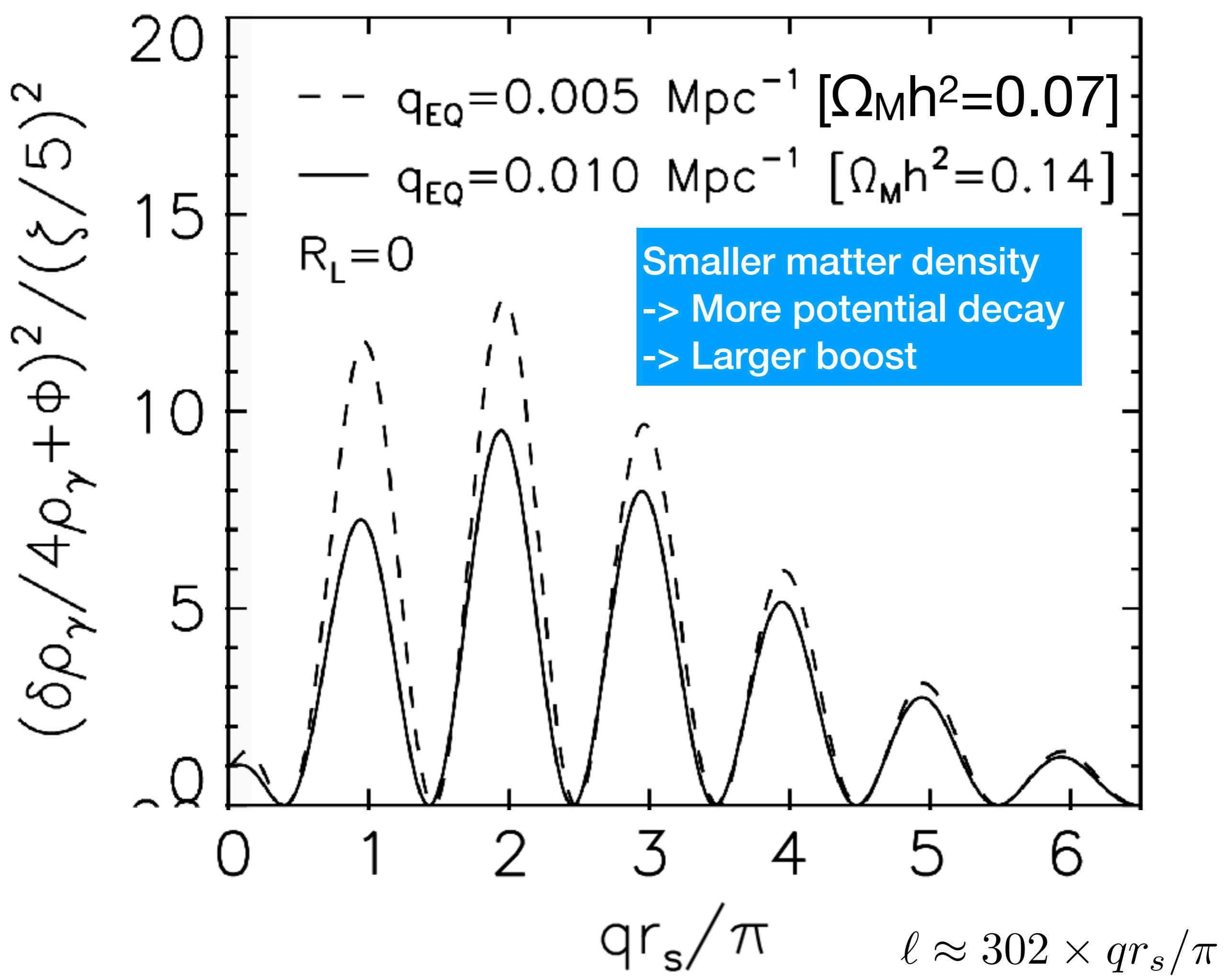
where $T(q)$, $\mathcal{S}(q)$, $\theta(q)$ are "transfer functions" that smoothly interpolate two limits as

$$\mathbf{q} \ll \mathbf{q}_{\text{EQ}}: \quad \mathcal{S} \rightarrow 1, \quad \mathcal{T} \rightarrow 1, \quad \theta \rightarrow 0$$

$$\mathbf{q} \gg \mathbf{q}_{\text{EQ}}: \quad \mathcal{S} \rightarrow 5, \quad \mathcal{T} \propto \ln q / q^2, \quad \theta \rightarrow 0.062\pi$$

"EQ" for "matter-radiation Equality epoch"

with $q_{\text{EQ}} = a_{\text{EQ}} H_{\text{EQ}} \sim 0.01 (\Omega_M h^2 / 0.14) \text{ Mpc}^{-1}$



Recap

- Decay of gravitational potentials boosts the temperature anisotropy dT/T at high multipoles by **a factor of 5 compared to the Sachs-Wolfe plateau**
 - Where this boost starts depends on the total matter density
- Baryon density shifts the zero-point of the oscillation, boosting the odd peaks relative to the even peaks
 - However, the WKB factor $(1+R)^{-1/4}$ and damping make the **boosting of the 3rd and 5th peaks not so obvious**

Not quite there yet...

- **The first peak is too low**
 - We need to include the “integrated Sachs-Wolfe effect”
- **How to fill zeros between the peaks?**
 - We need to include the Doppler shift of light

Doppler Shift of Light

$$\frac{\Delta T(\hat{n})}{T_0} = \frac{\delta\rho_\gamma(t_L, \hat{n}r_L)}{4\bar{\rho}_\gamma(t_L)} + \Phi(t_L, \hat{n}r_L) - \hat{n} \cdot \mathbf{v}_B(t_L, \hat{n}r_L)$$

\mathbf{v}_B is the bulk velocity of a baryon fluid

- Using the velocity potential, we write $-\hat{n} \cdot \nabla \delta u_B / a$

- In tight coupling, $\delta u_B = \delta u_\gamma$

- Using energy conservation,

$$\delta u_\gamma = (3a^2 / q^2) \partial(\delta\rho_\gamma / 4\bar{\rho}_\gamma) / \partial t$$

Line-of-sight direction

$$\hat{n}^i = -\gamma^i$$

Coming distance (r)

$$x^i = \hat{n}^i r$$

$$r(t) = \int_t^{t_0} \frac{dt'}{a(t')}$$

Doppler Shift of Light

$$\frac{\Delta T(\hat{n})}{T_0} = \frac{\delta\rho_\gamma(t_L, \hat{n}r_L)}{4\bar{\rho}_\gamma(t_L)} + \Phi(t_L, \hat{n}r_L) - \hat{n} \cdot \mathbf{v}_B(t_L, \hat{n}r_L)$$

\mathbf{v}_B is the bulk velocity of a baryon fluid

- Using the velocity potential, we write $-\hat{n} \cdot \nabla \delta u_B / a$

- In tight coupling, $\delta u_B = \delta u_\gamma$

- Using energy conservation,

$$\delta u_\gamma = (3a^2 / q^2) \partial(\delta\rho_\gamma / 4\bar{\rho}_\gamma) / \partial t$$

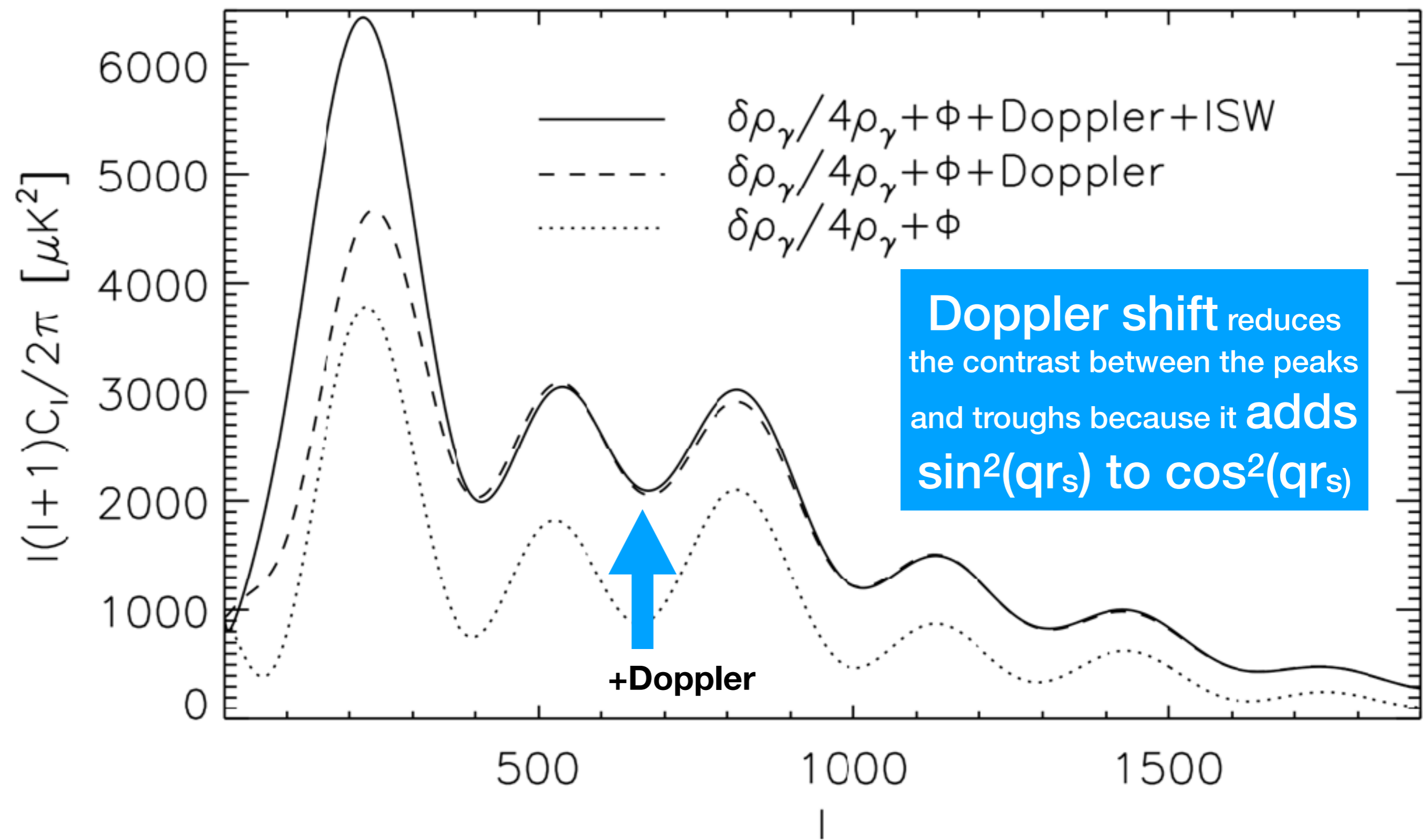
Velocity potential is a **time-derivative** of the energy density: **cos(qr_s) becomes sin(qr_s)!**

Temperature Anisotropy from Doppler Shift

$$\frac{q}{a} \delta u_\gamma = \frac{\sqrt{3}\zeta}{5} (1 + R)^{-3/4} \mathcal{S}(\kappa) \sin[qr_s + \theta(\kappa)]$$

- To this, we should multiply the damping factor

$$\exp(-q^2 / q_{\text{Damp}}^2)$$



(Early) ISW

$$\frac{\Delta T(\hat{n})}{T_0} = \frac{\delta T(t_L, \hat{n}r_L)}{\bar{T}(t_L)} + \Phi(t_L, \hat{n}r_L) - \Phi(t_0, 0)$$

“integrated Sachs-Wolfe” (ISW) effect

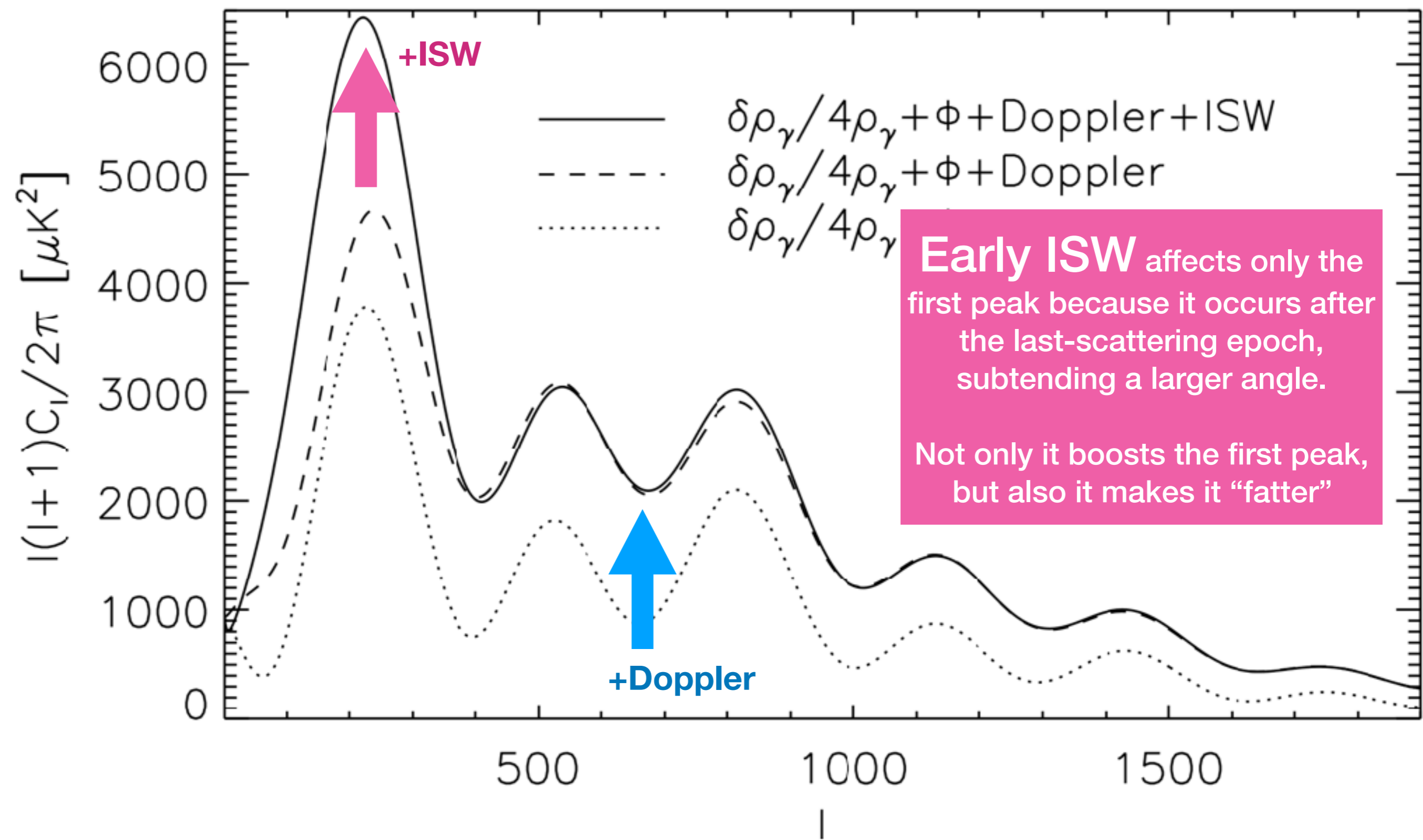
$$+ \int_{t_L}^{t_0} dt (\dot{\Phi} + \dot{\Psi})(t, \hat{n}r)$$

$$+ 2 \int dt \dot{\Phi}$$

$$+ \Phi(t_L)$$

$$\frac{\delta T(t_L)}{\bar{T}(t_L)}$$

Gravitational potentials still decay after last-scattering because the Universe then was not completely matter-dominated yet



We are ready!

- We are ready to understand the effects of all the cosmological parameters.
- Let's start with the baryon density

$l(l+1)C_l/2\pi$ [μK^2]

8000

6000

4000

2000

0

10

100

500

1000

1500

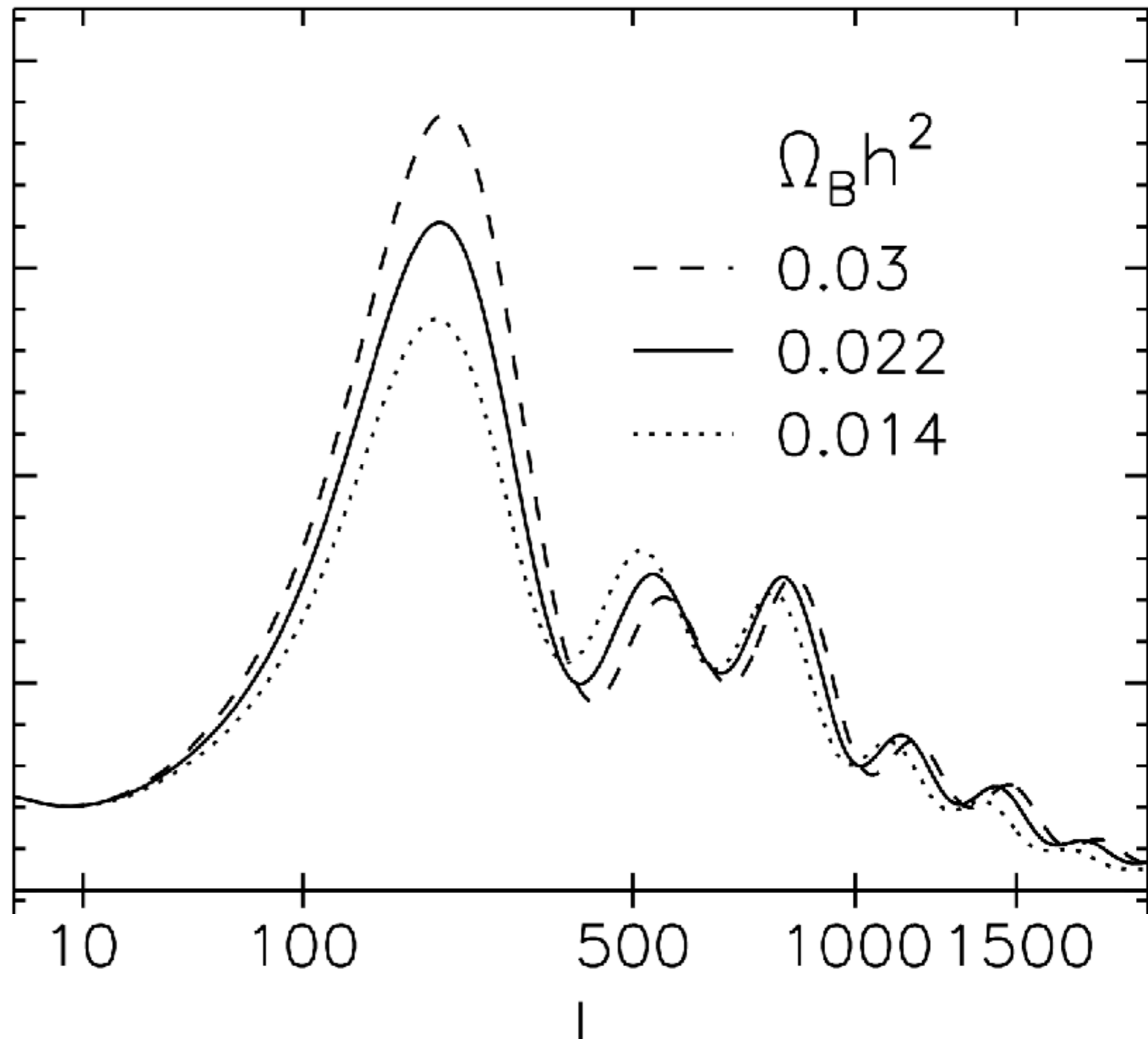
l

$\Omega_B h^2$

--- 0.03

— 0.022

... 0.014



$l(l+1)C_l/2\pi$ [μK^2]

8000

6000

4000

2000

0

The sound horizon, r_s , changes when the baryon density changes, resulting in a shift in the peak positions. Adjusting it makes the physical effect at the last scattering manifest

r_s/r_L adjusted

$\Omega_B h^2$

--- 0.03

— 0.022

... 0.014

10

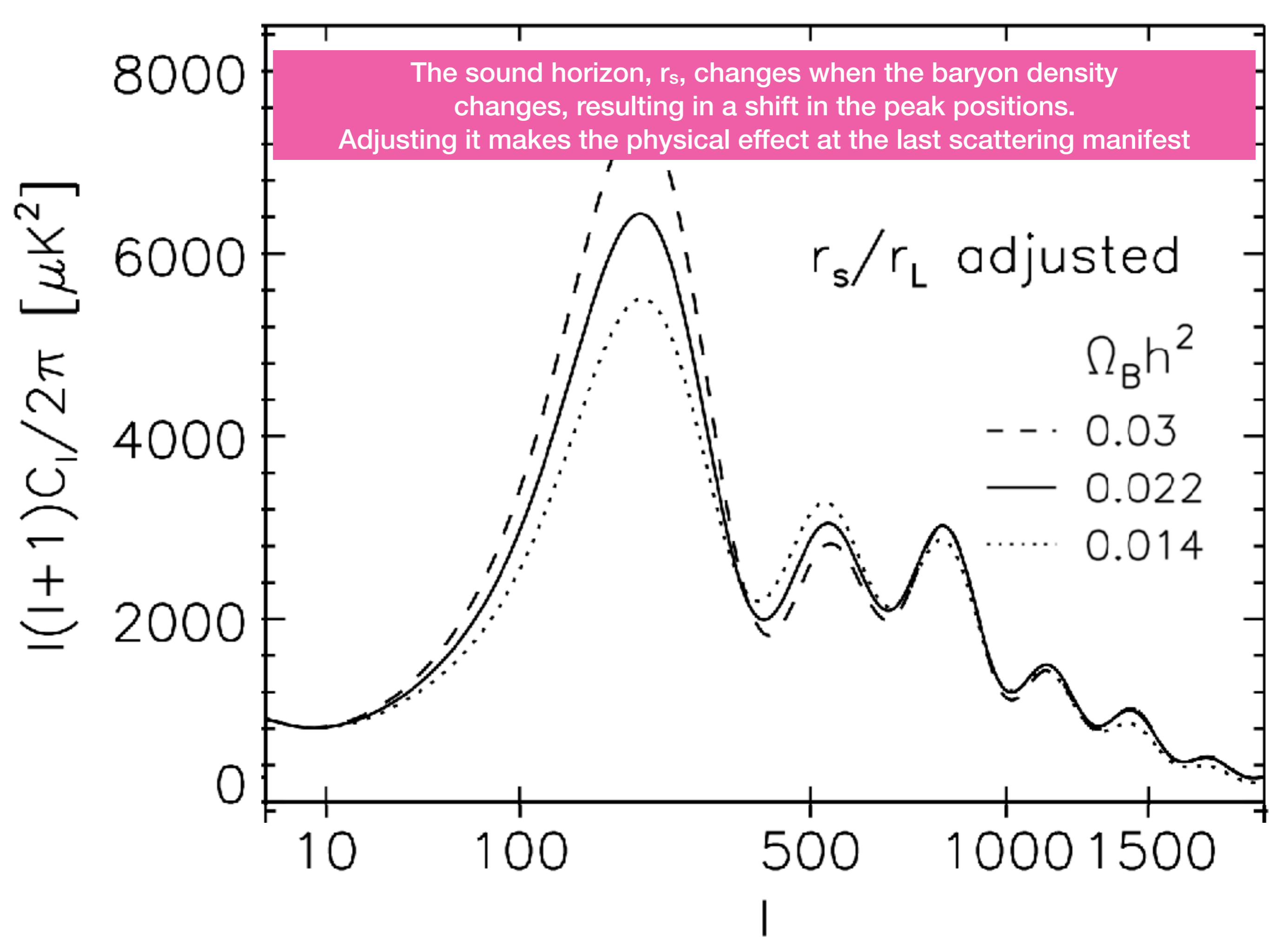
100

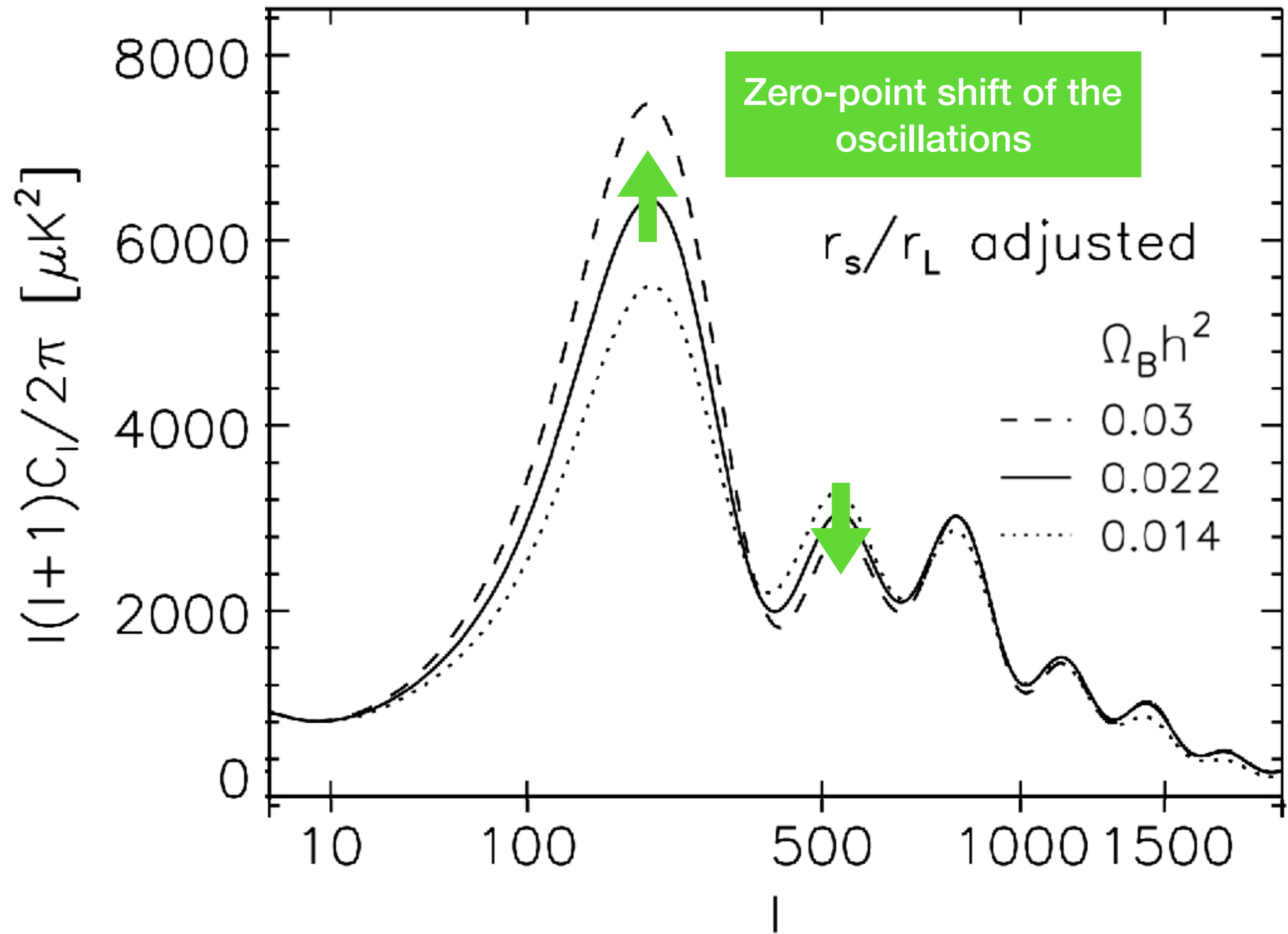
500

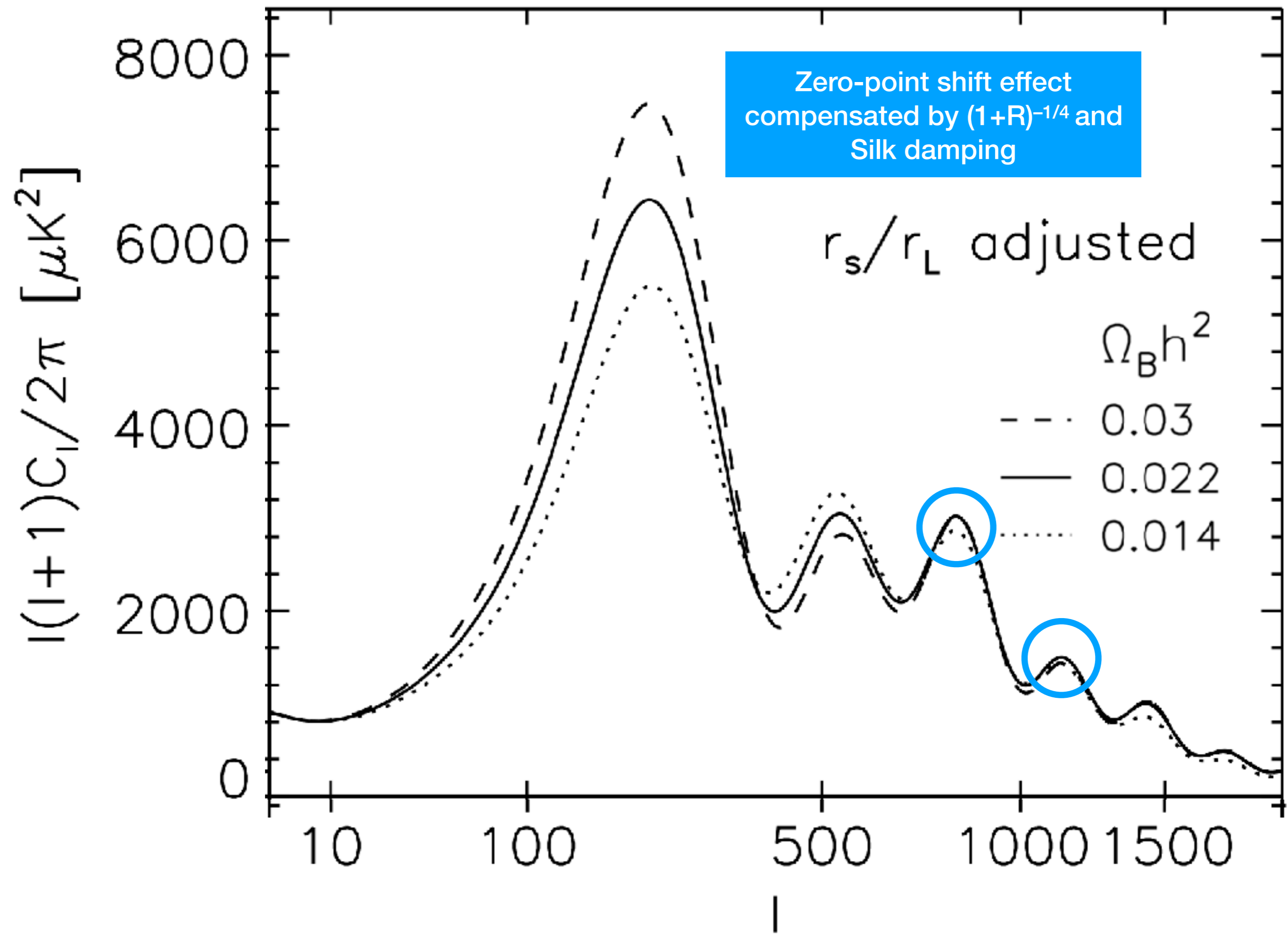
1000

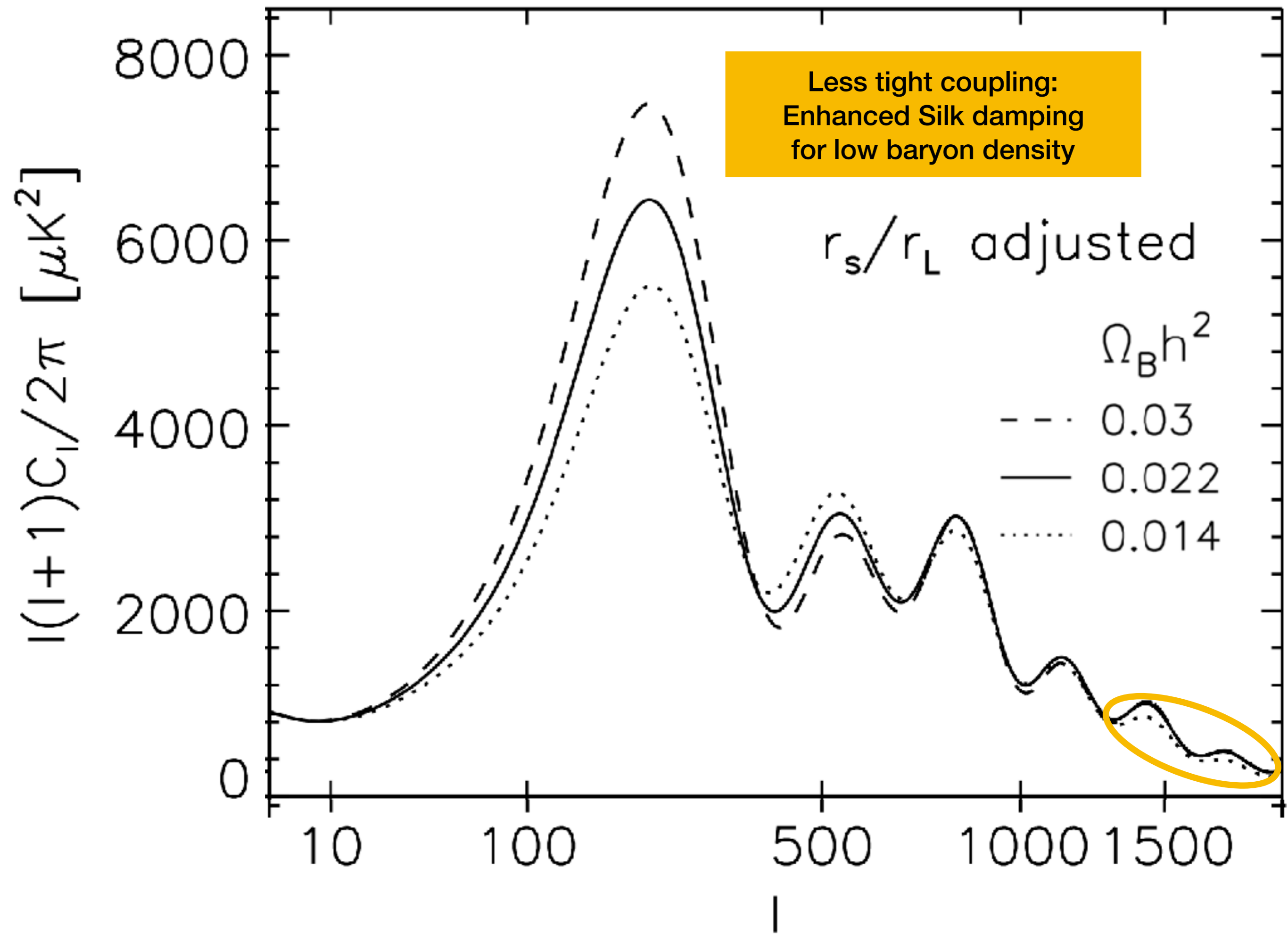
1500

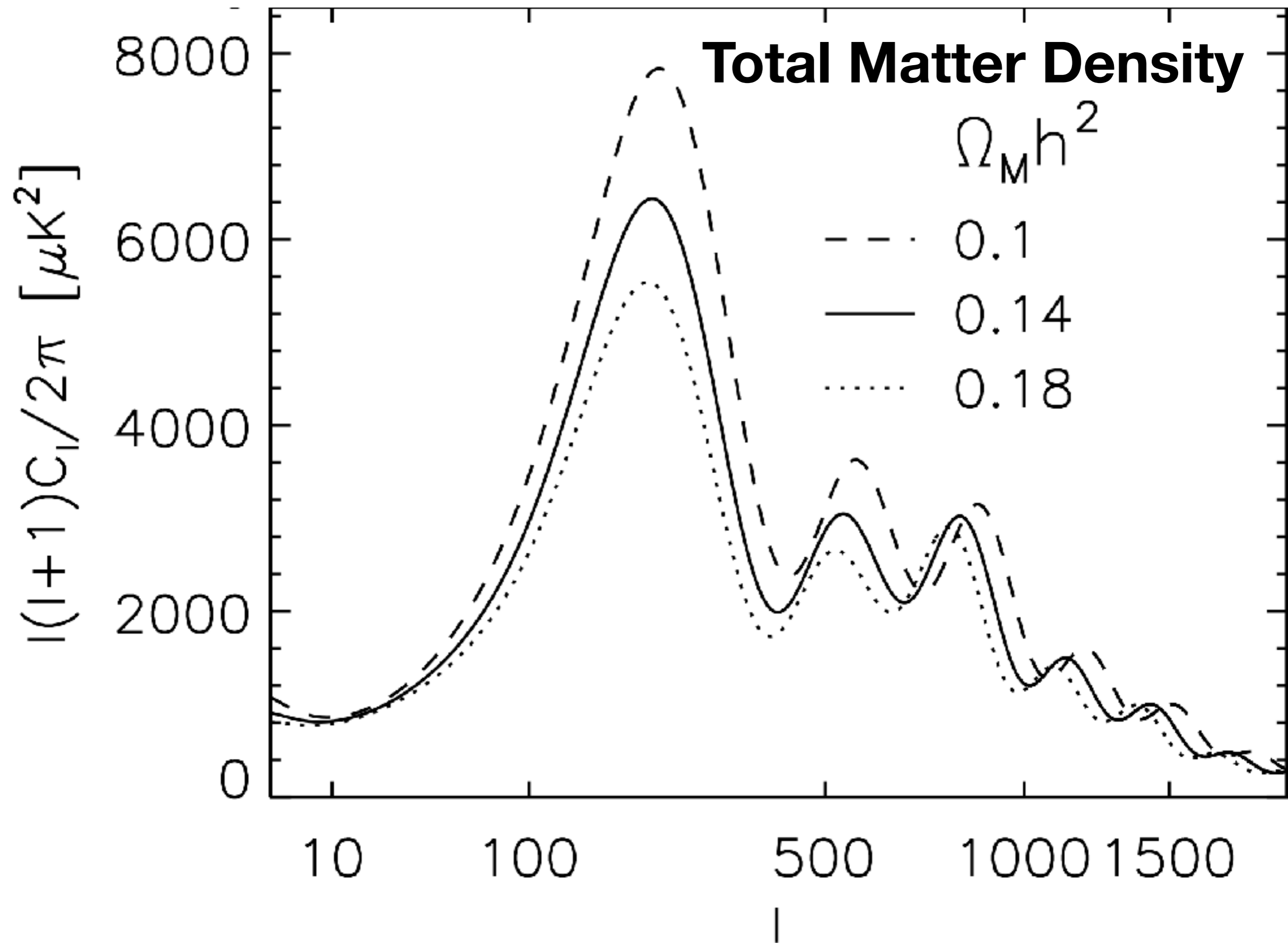
l











$l(l+1)C_l/2\pi$ [μK^2]

8000

6000

4000

2000

0

10

100

500

1000

1500

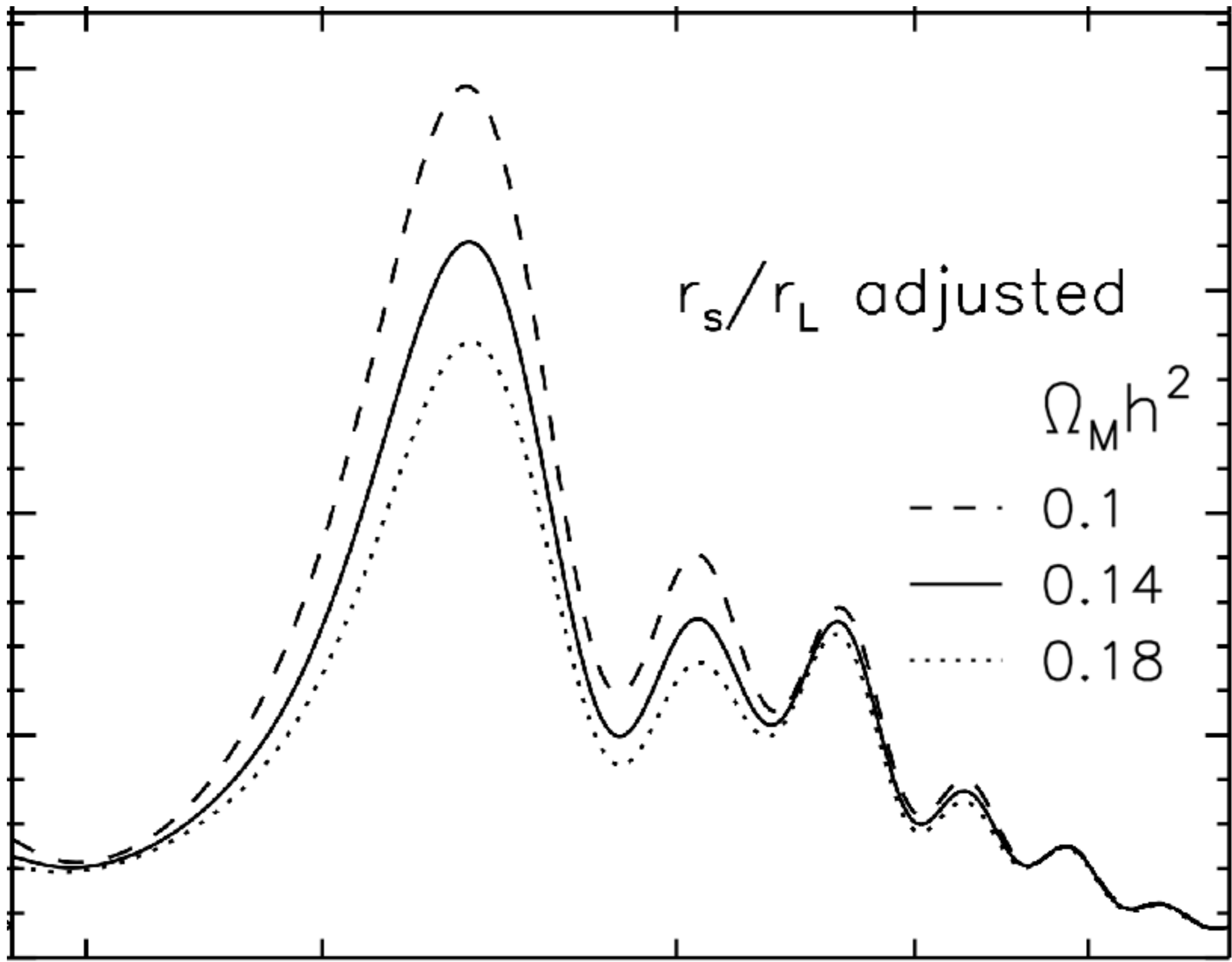
r_s/r_L adjusted

$\Omega_M h^2$

--- 0.1

— 0.14

... 0.18



$l(l+1)C_l/2\pi$ [μK^2]

8000
6000
4000
2000
0

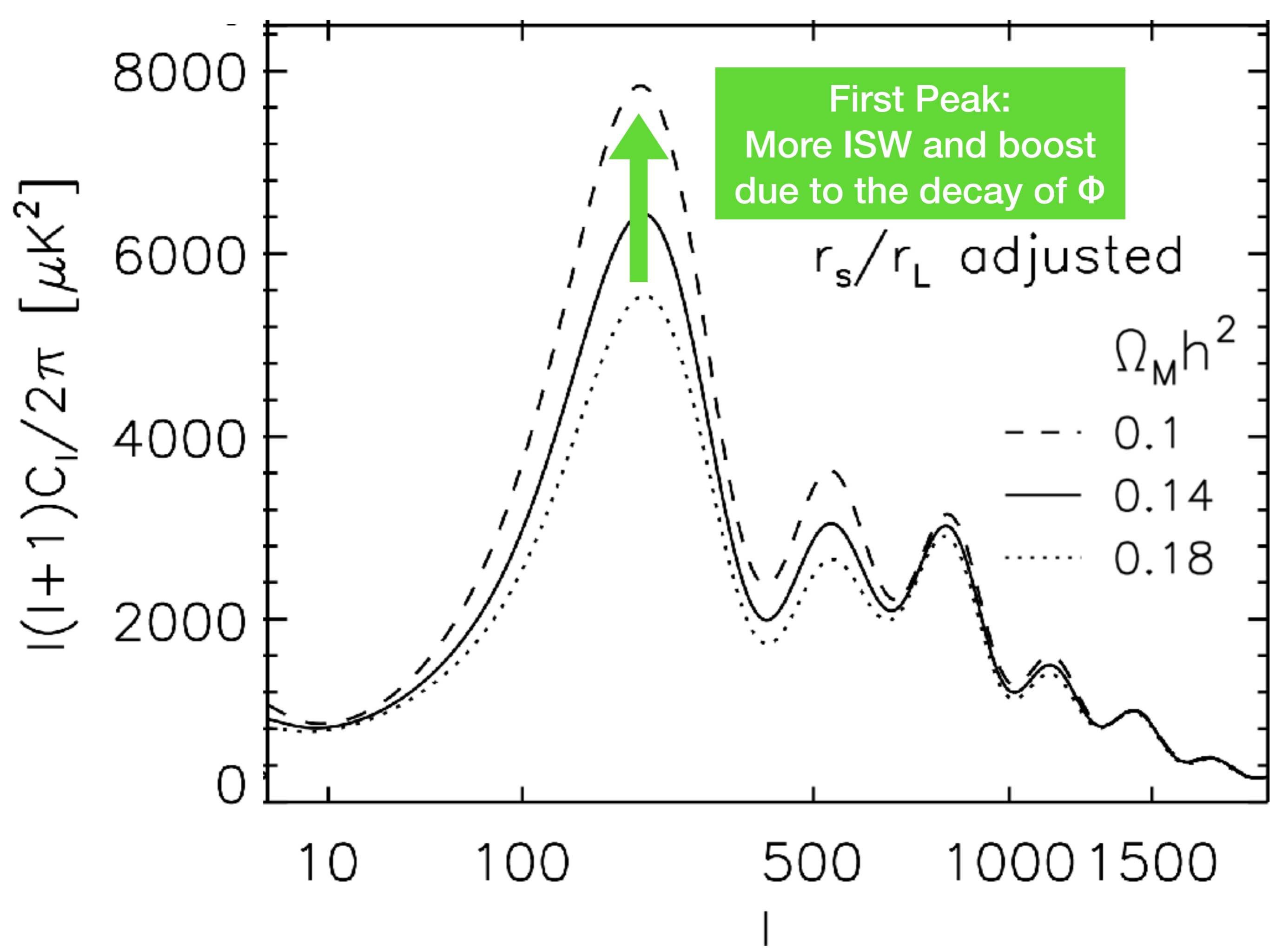
10 100 500 1000 1500
 l

First Peak:
More ISW and boost
due to the decay of Φ

r_s/r_L adjusted

$\Omega_M h^2$

-- 0.1
— 0.14
... 0.18



$l(l+1)C_l/2\pi$ [μK^2]

8000
6000
4000
2000
0

10 100 500 1000 1500

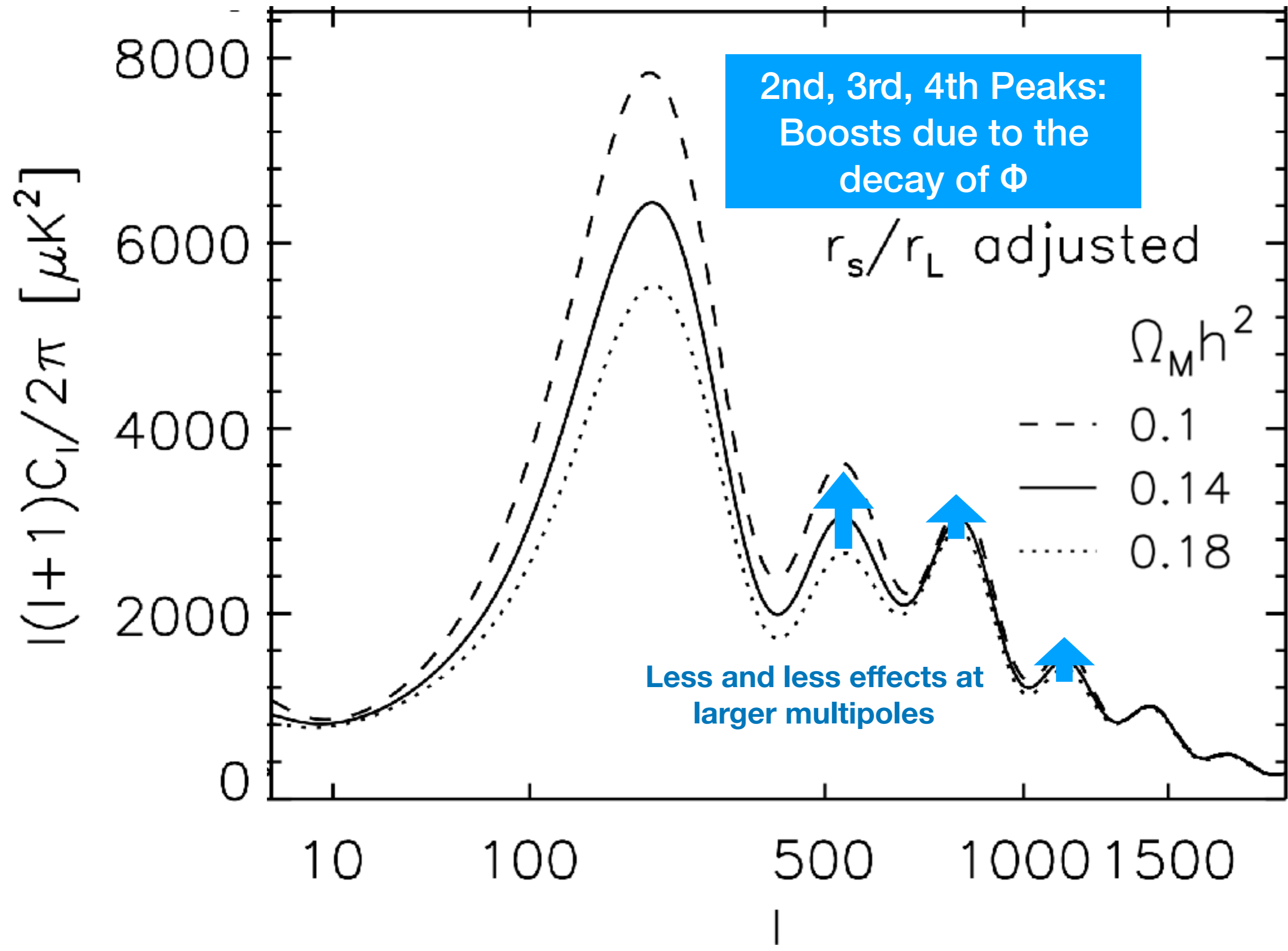
2nd, 3rd, 4th Peaks:
Boosts due to the
decay of Φ

r_s/r_L adjusted

$\Omega_M h^2$

--- 0.1
— 0.14
... 0.18

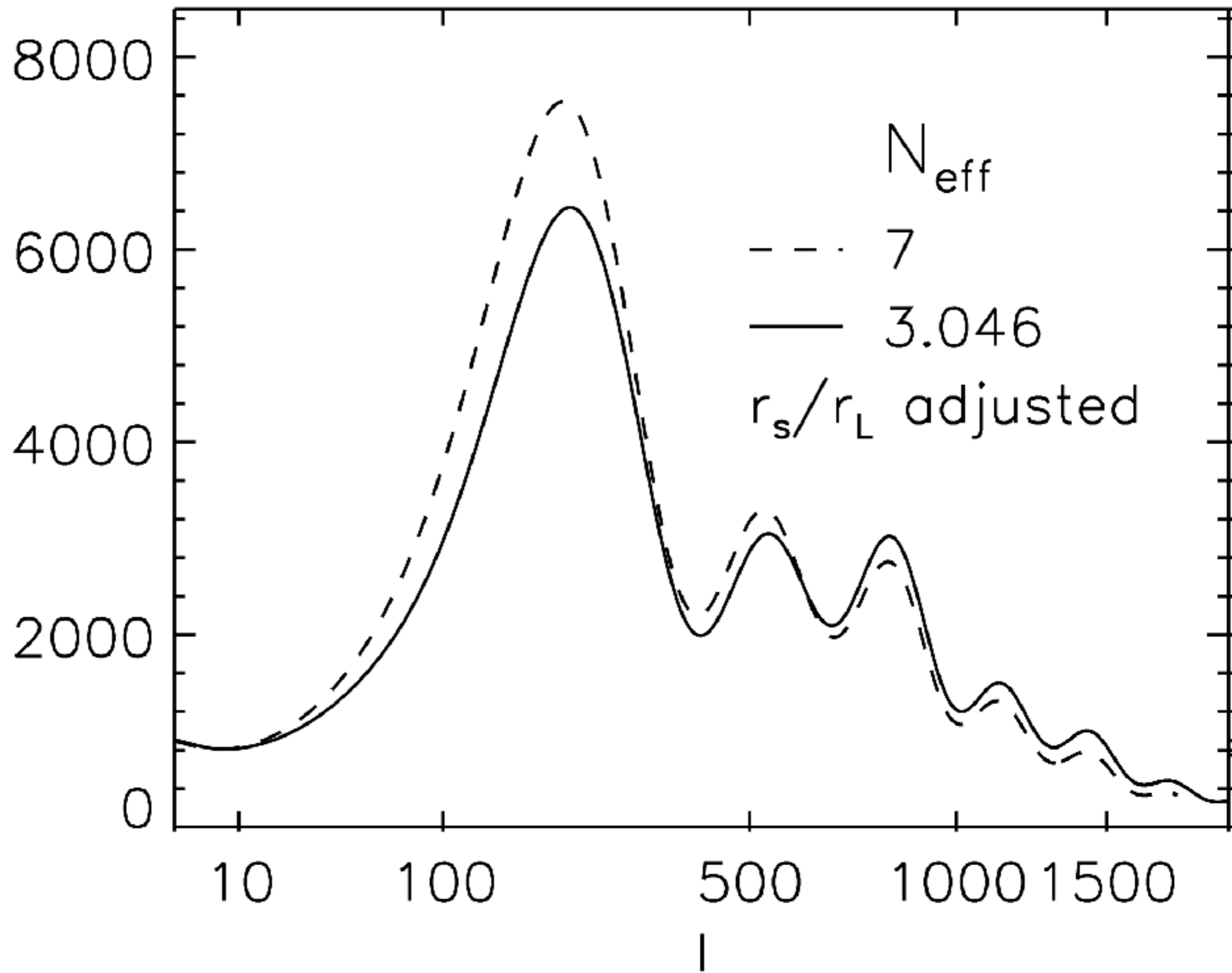
Less and less effects at
larger multipoles

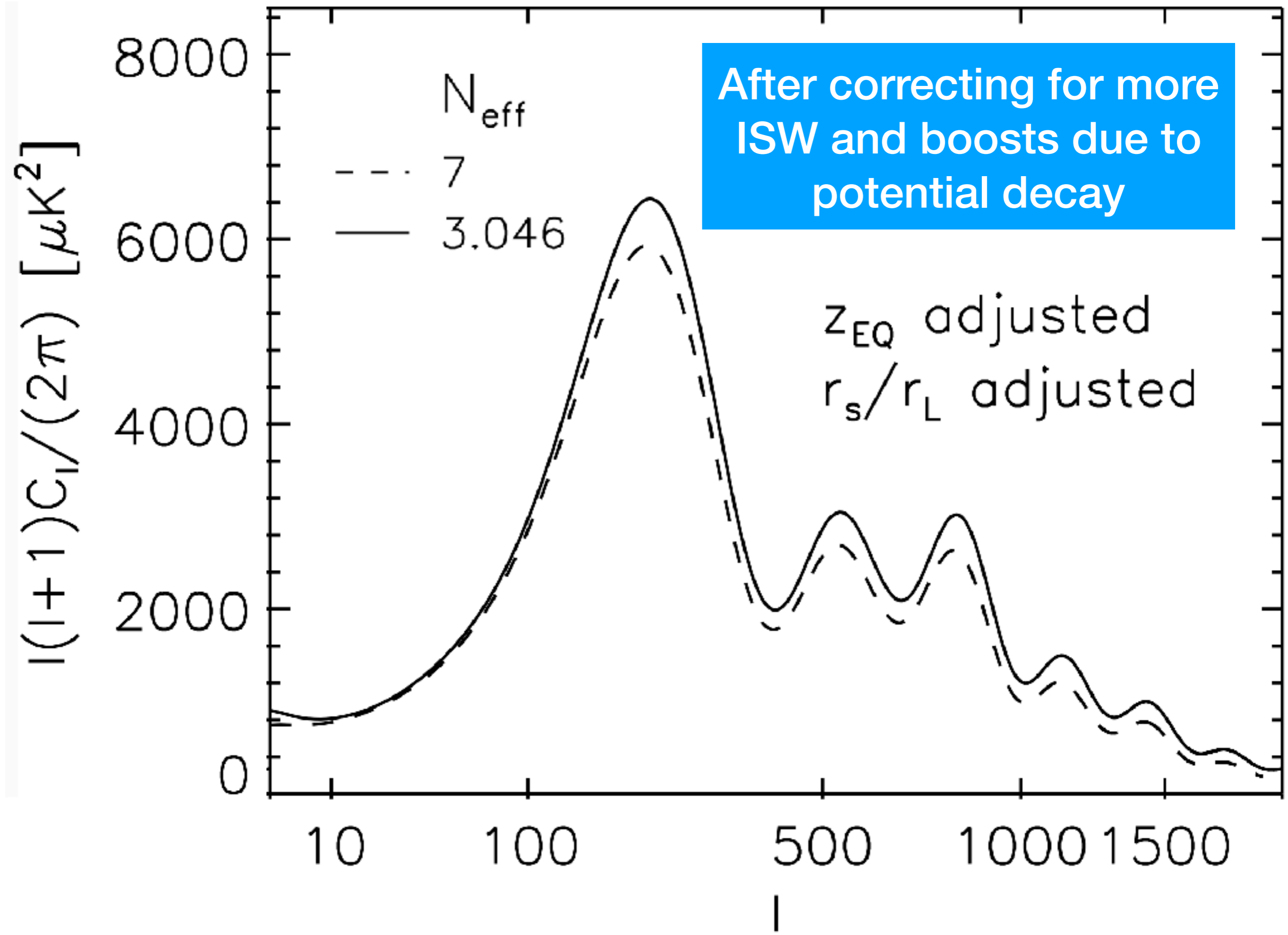


Effects of Relativistic Neutrinos

- To see the effects of relativistic neutrinos, we artificially increase the number of neutrino species from 3 to 7
 - Great energy density in neutrinos, i.e., greater energy density in radiation
- (1)** • Longer radiation domination -> More ISW and boosts due to potential decay

$l(l+1)C_l/(2\pi) [\mu\text{K}^2]$





(2): Viscosity Effect on the Amplitude of Sound Waves

The solution is

$$X = -C \cos(\varphi + \theta)$$

where

$$C \equiv \sqrt{(-\zeta + \Delta A_\nu)^2 + \Delta B_\nu^2}$$

$$\approx \zeta \left(1 + 4R_\nu/15\right)^{-1}$$

Hu & Sugiyama (1996)

$$\tan \theta = -\frac{\Delta B_\nu}{-\zeta + \Delta A_\nu} \approx 0.063\pi \quad \text{Phase shift!}$$

Bashinsky & Seljak (2004)

$$R_\nu \equiv \bar{\rho}_\nu / (\bar{\rho}_\gamma + \bar{\rho}_\nu) \approx 0.409$$

$l(l+1)C_l/(2\pi) [\mu\text{K}^2]$

8000

6000

4000

2000

0

10

100

500

1000

1500

l

N_{eff}

7

—

3.046

After correcting for the
viscosity effect on the
amplitude

π_ν adjusted

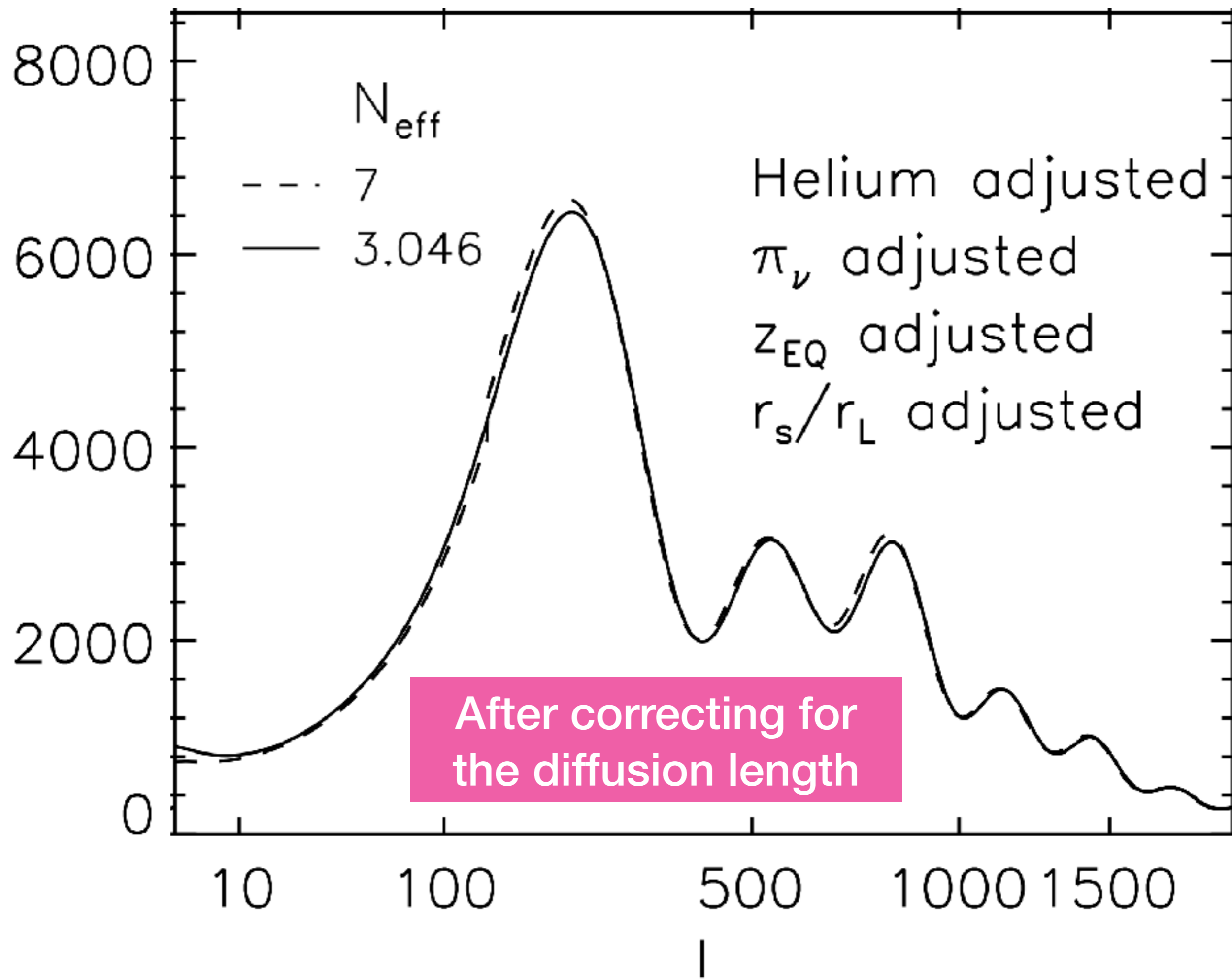
z_{EQ} adjusted

r_s/r_L adjusted

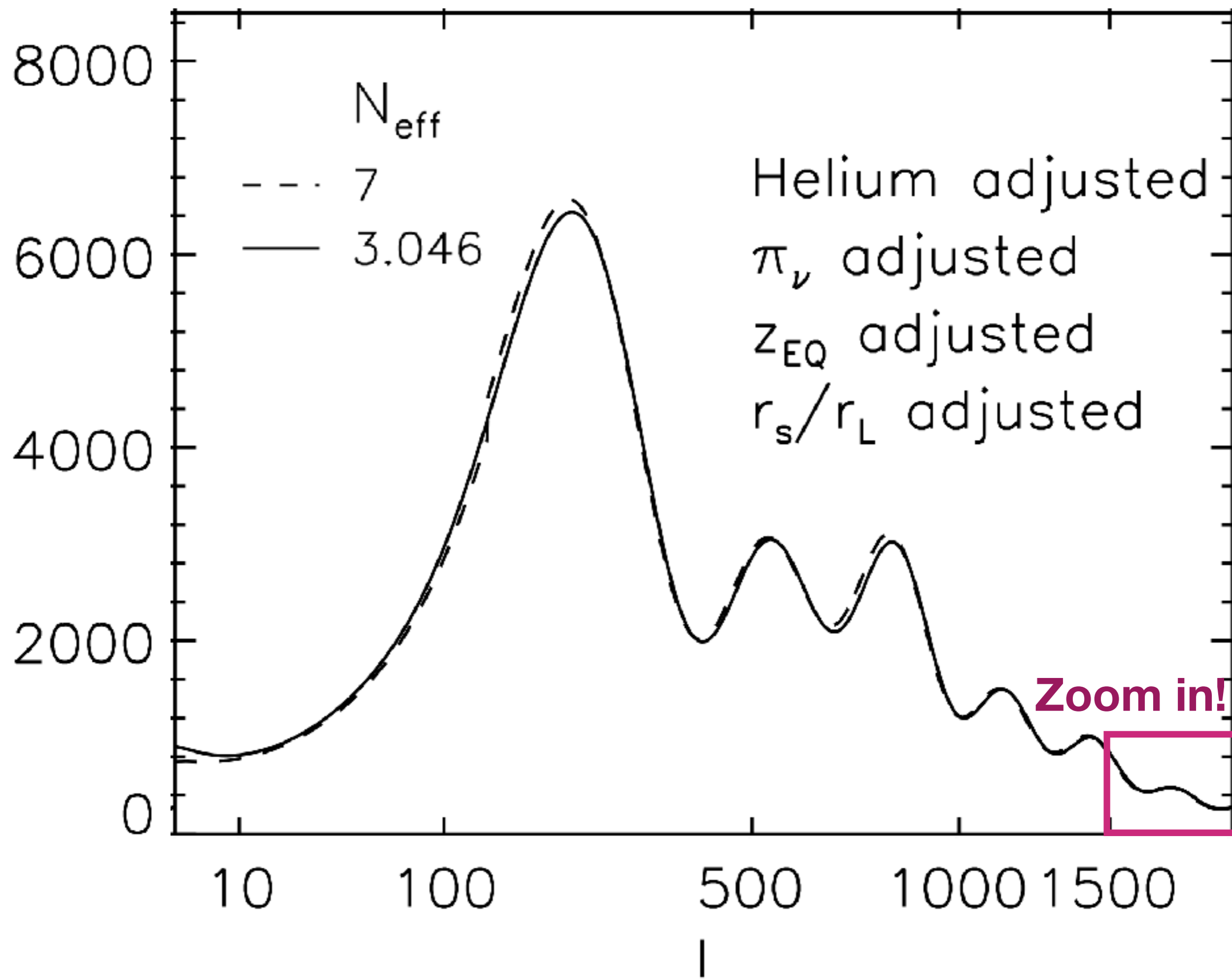
(3): Change in the Silk Damping

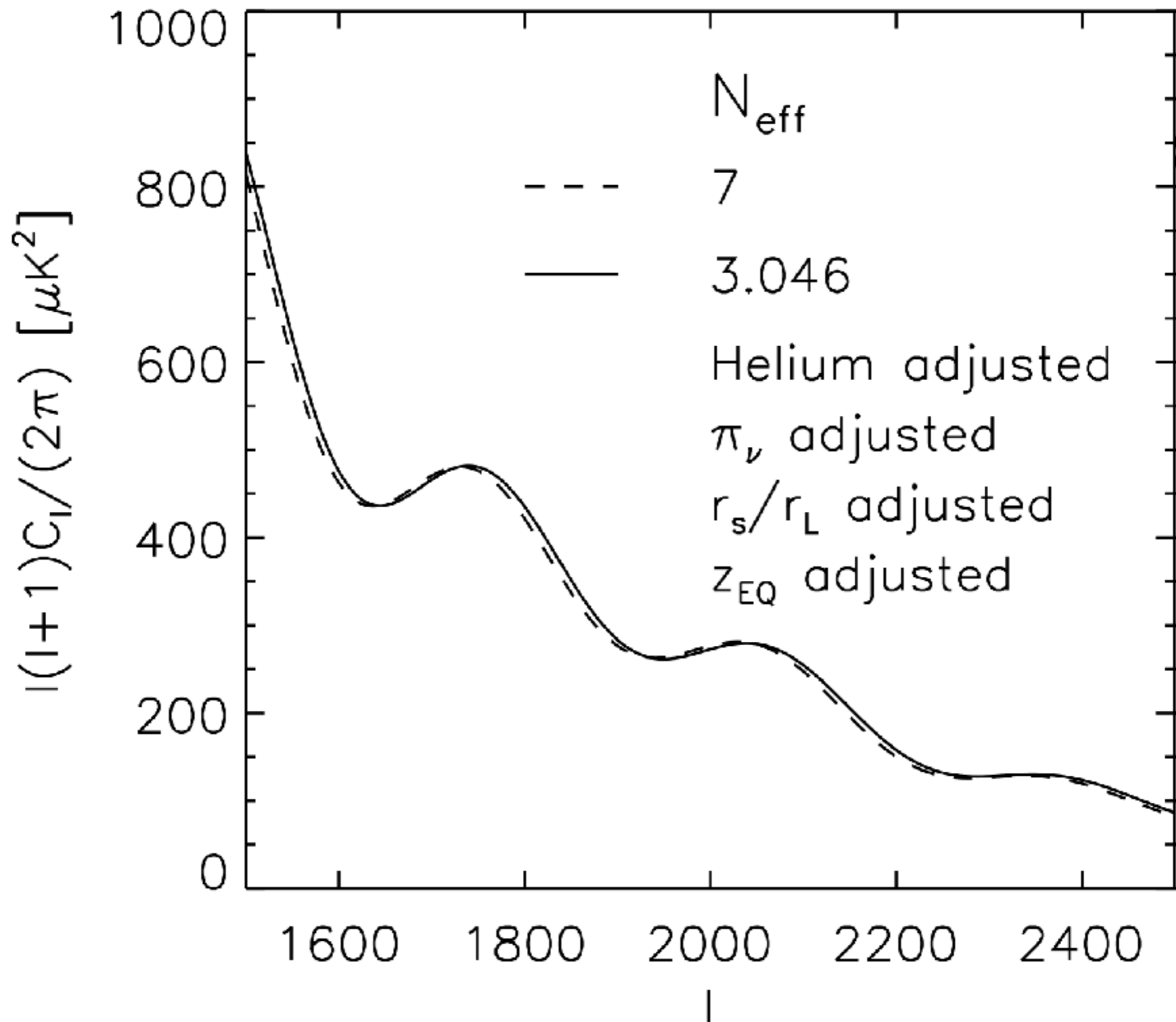
- Greater neutrino energy density implies greater Hubble expansion rate, $H^2 = 8\pi G \sum \rho_\alpha / 3$
- This **reduces** the sound horizon in proportion to H^{-1} , as $r_s \sim c_s H^{-1}$
- This also reduces the diffusion length, but is proportional to $H^{-1/2}$, as $a/q_{\text{silk}} \sim (\sigma_T n_e H)^{-1/2}$ **Consequence of the random walk!**
- As a result, l_{silk} **decreases relative to the first peak position**, enhancing the Silk damping

$l(l+1)C_l/(2\pi) [\mu\text{K}^2]$



$l(l+1)C_l/(2\pi) [\mu\text{K}^2]$





(4): Viscosity Effect on the Phase of Sound Waves

The solution is

$$X = -C \cos(\varphi + \theta)$$

where

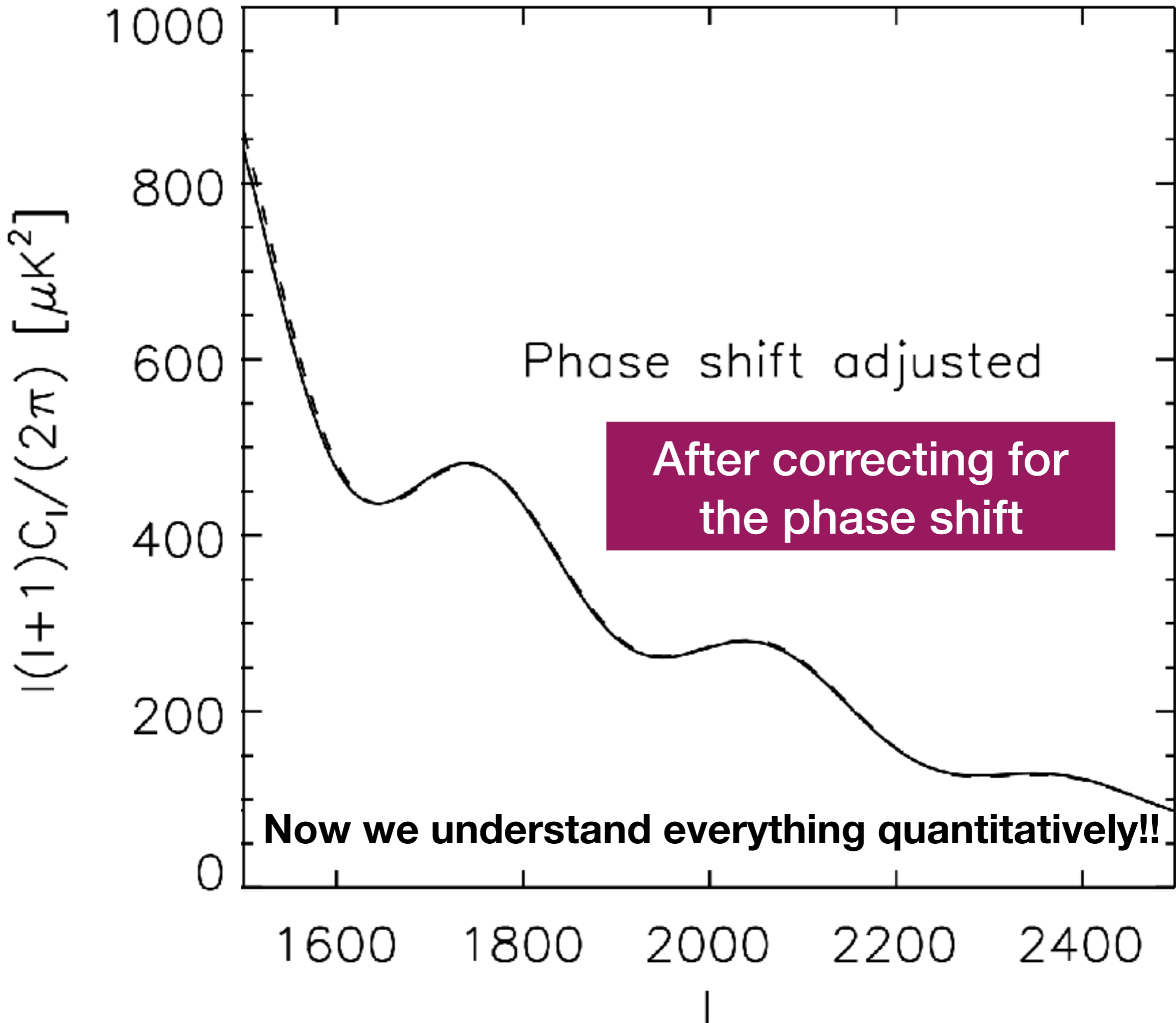
$$C \equiv \sqrt{(-\zeta + \Delta A_\nu)^2 + \Delta B_\nu^2}$$

$$\approx \zeta (1 + 4R_\nu/15)^{-1} \quad \text{Hu \& Sugiyama (1996)}$$

$$\tan \theta = -\frac{\Delta B_\nu}{\zeta + \Delta A_\nu} \approx 0.063\pi \quad \text{Phase shift!}$$

Bashinsky & Seljak (2004)

$$R_\nu \equiv \bar{\rho}_\nu / (\bar{\rho}_\gamma + \bar{\rho}_\nu) \approx 0.409$$




Two Other Effects

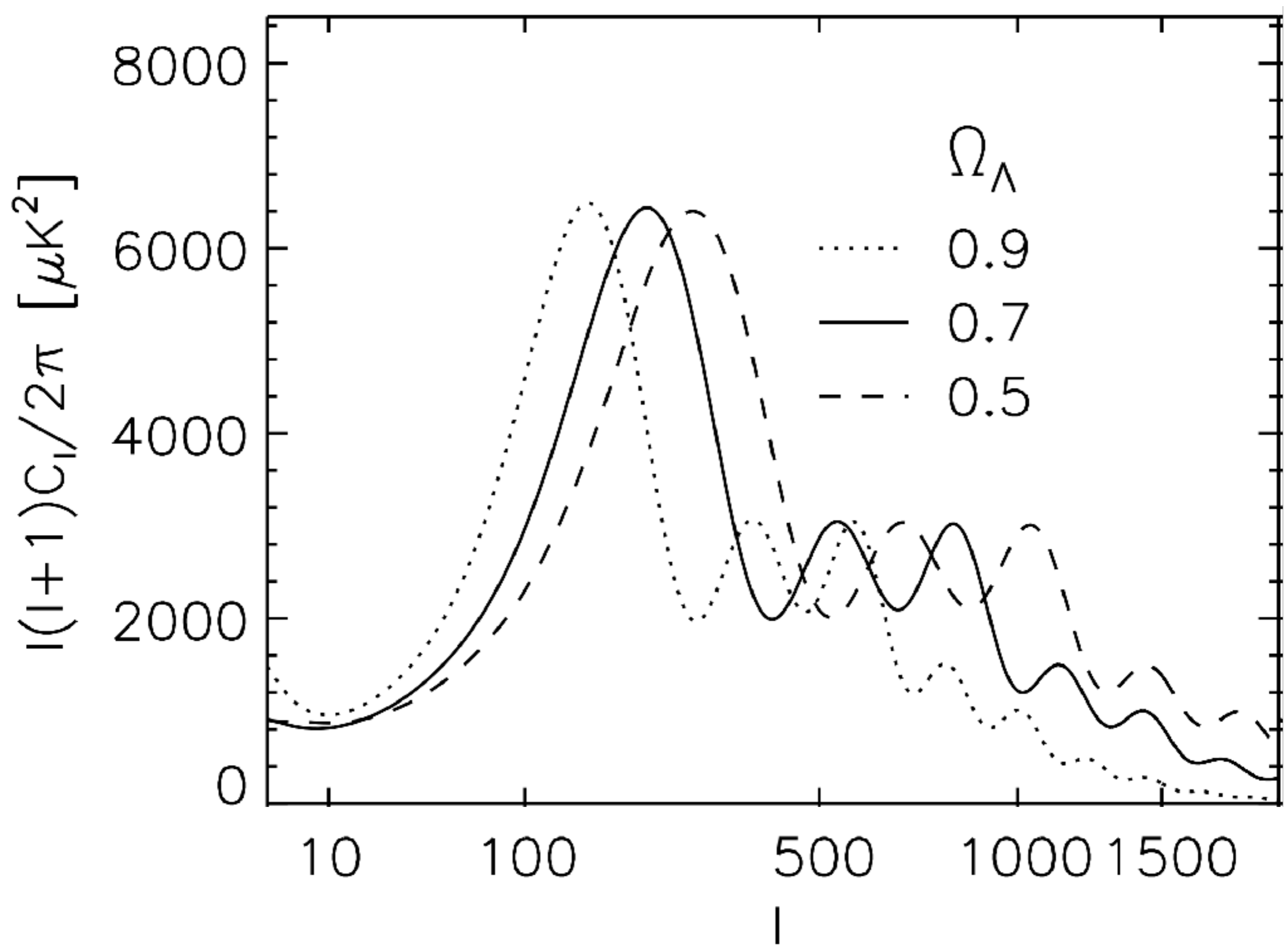
- **Spatial curvature**
 - We have been assuming spatially-flat Universe with zero curvature (i.e., Euclidean space). What if it is curved?
- **Optical depth to Thomson scattering in a low-redshift Universe**
 - We have been assuming that the Universe is transparent to photons since the last scattering at $z=1090$. What if there is an extra scattering in a low-redshift Universe?

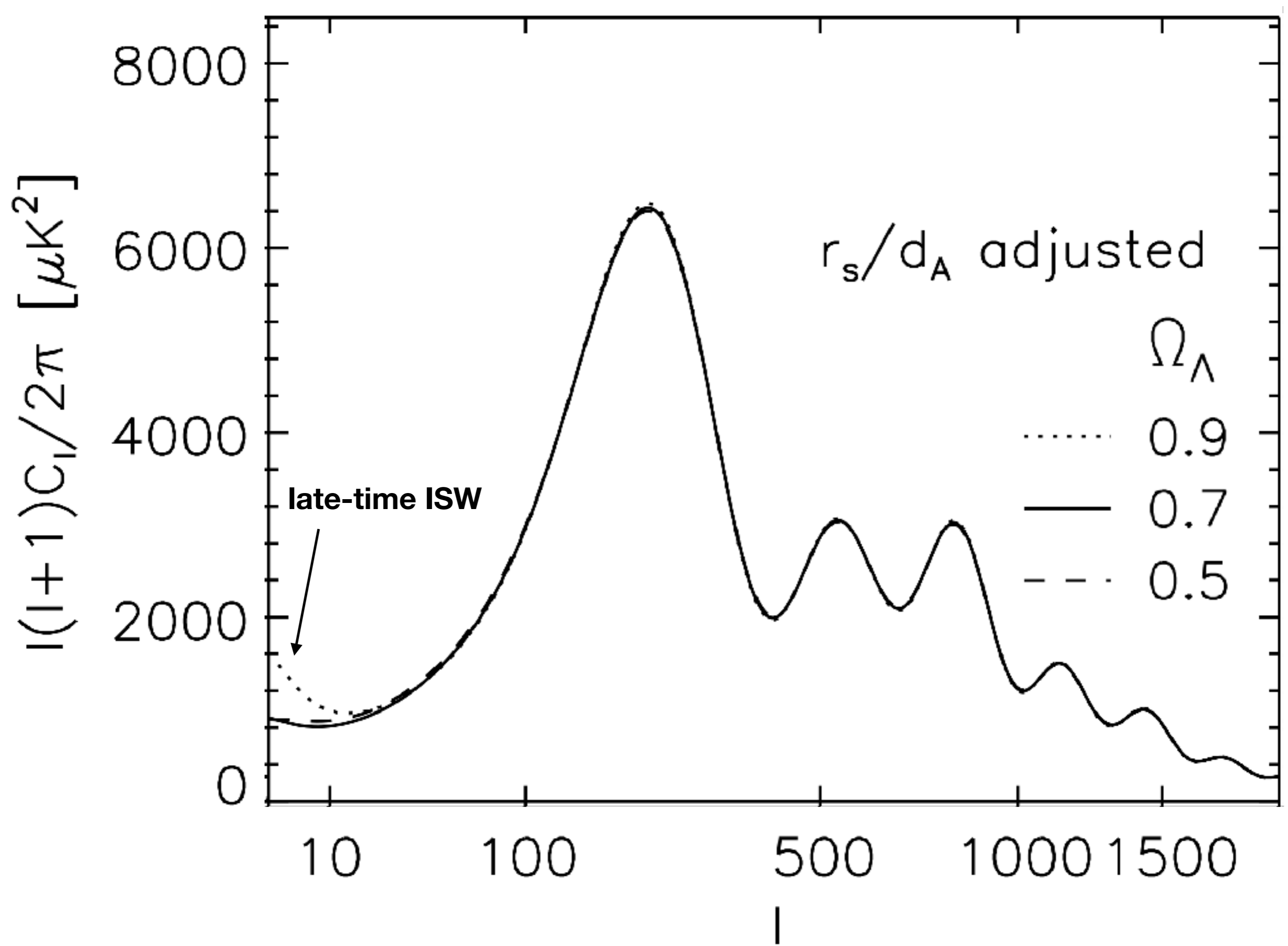
Spatial Curvature

- It changes the angular diameter distance, d_A , to the last scattering surface; namely,
 - $r_L \rightarrow d_A = R \sin(r_L/R) = r_L(1 - r_L^2/6R^2) + \dots$ for **positively**-curved space
 - $r_L \rightarrow d_A = R \sinh(r_L/R) = r_L(1 + r_L^2/6R^2) + \dots$ for **negatively**-curved space

Smaller angles (larger multipoles) for a negatively curved Universe



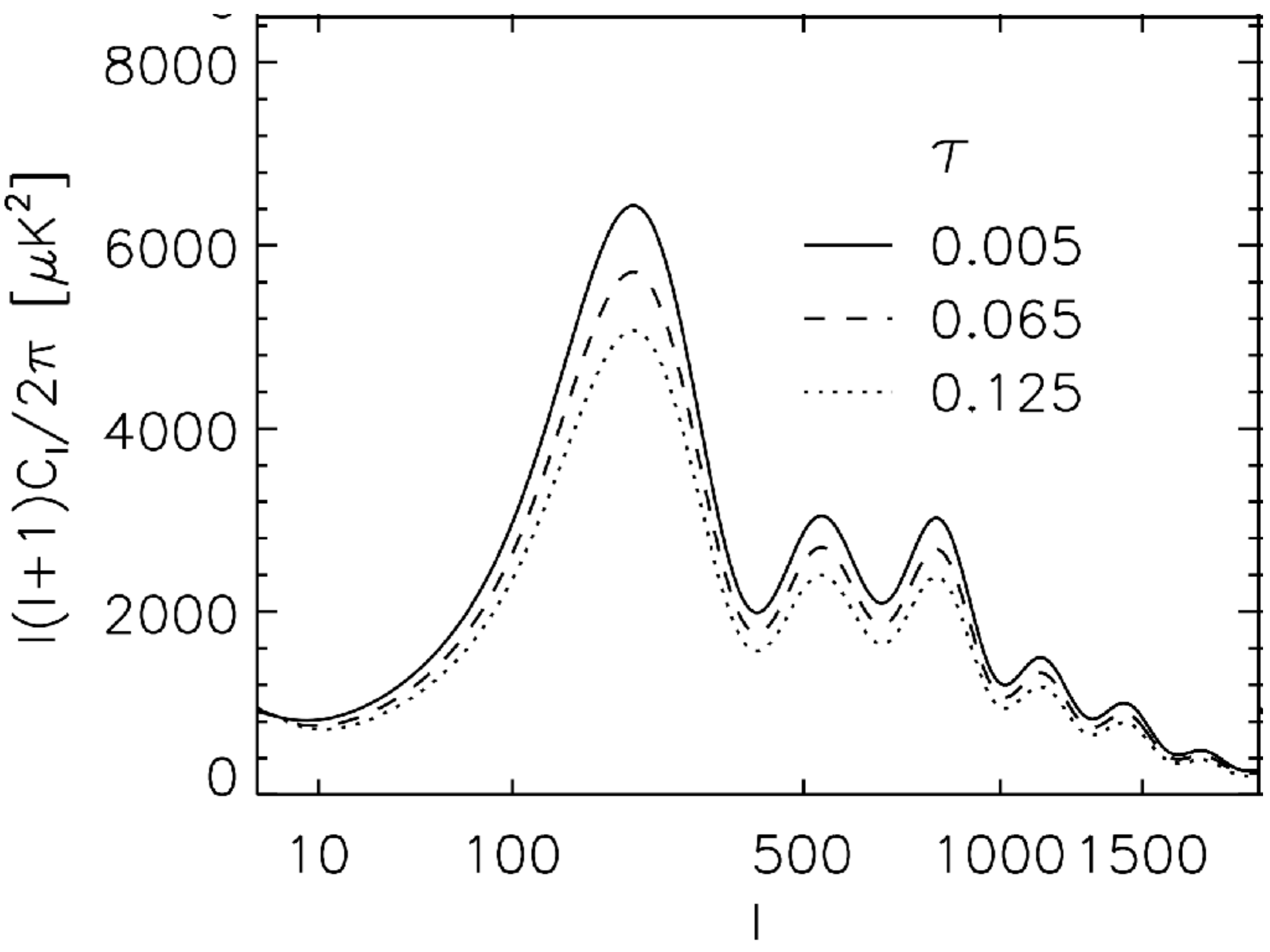


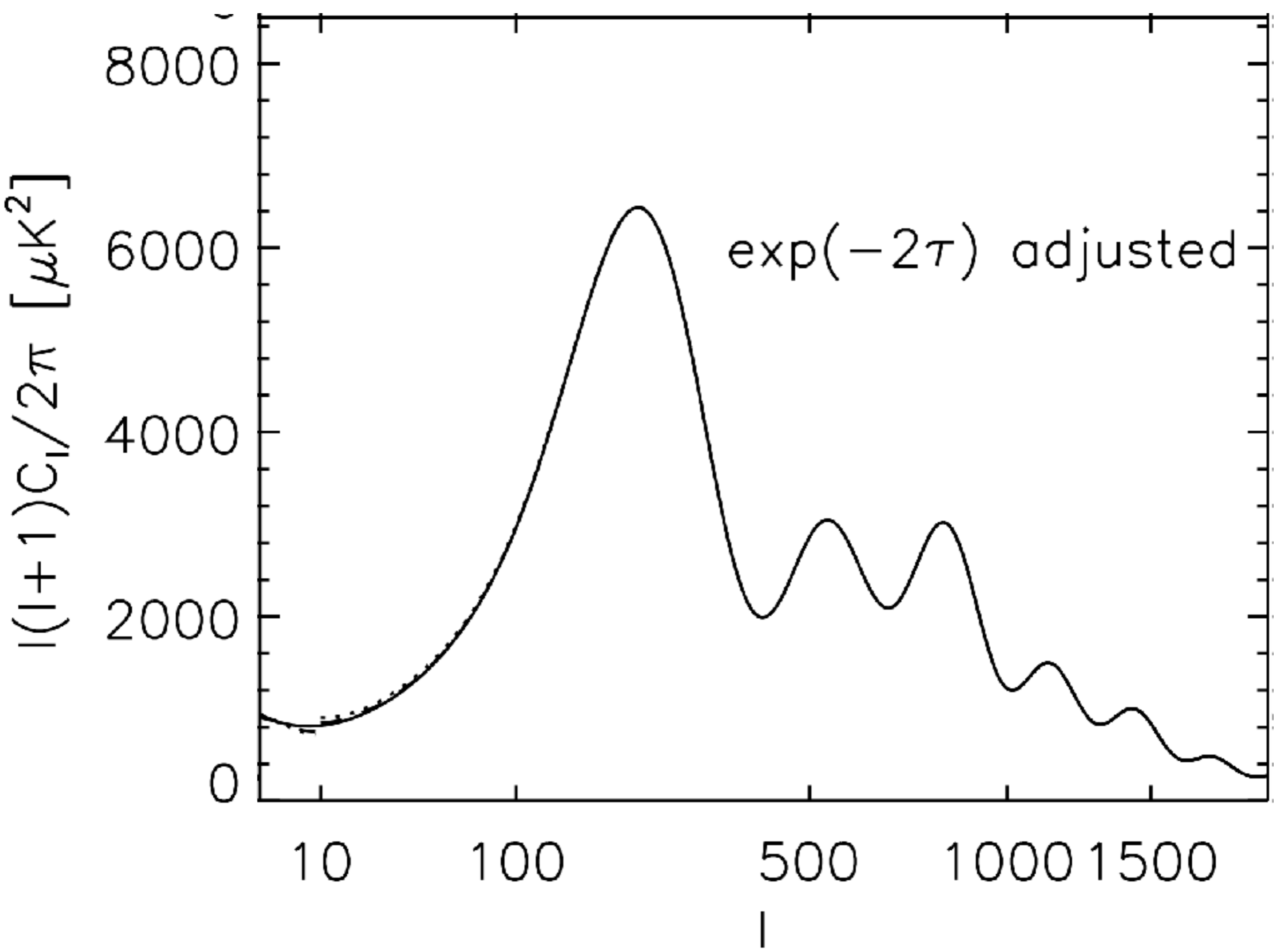


Optical Depth

- Extra scattering by electrons in a low-redshift Universe damps temperature anisotropy
- $C_l \rightarrow C_l \exp(-2\tau)$ at $l > \sim 10$
 - where τ is the optical depth

$$\tau = c\sigma_T \int_{t_{\text{re-ionisation}}}^{t_0} dt \bar{n}_e$$





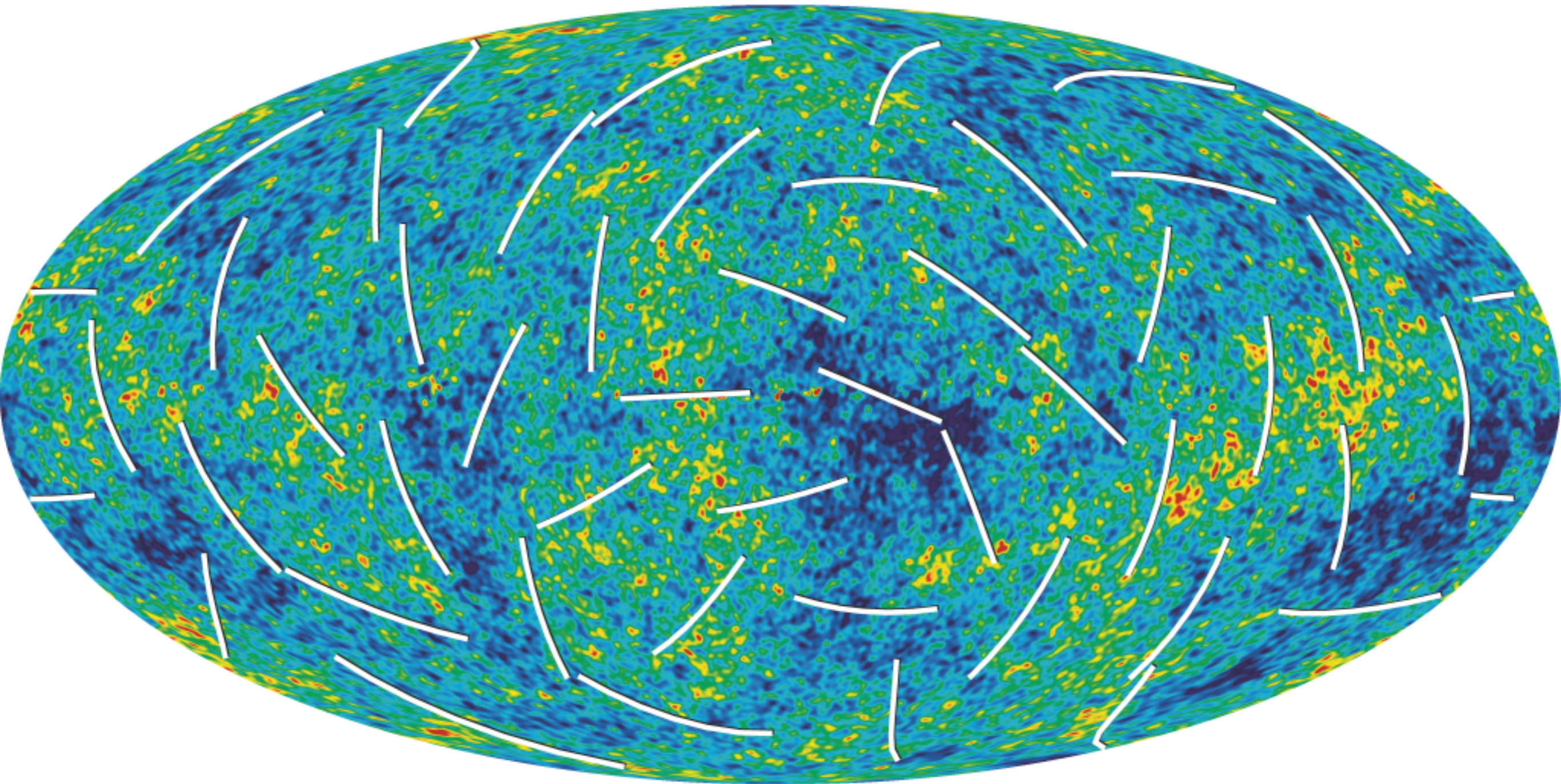
Important consequence of the optical depth

- Since the power spectrum is uniformly suppressed by $\exp(-2\tau)$ at $l > \sim 10$, we cannot determine the amplitude of the power spectrum of the gravitational potential, $P_\phi(q)$, independently of τ .
 - Namely, what we constrain is the combination:
$$\exp(-2\tau)P_\phi(q) \propto \exp(-2\tau)A_s$$
- Breaking this degeneracy requires an independent determination of the optical depth. This requires **POLARISATION** of the CMB.

Cosmological Parameters Derived from the Power Spectrum

	WMAP	Planck	+CMB Lensing
$100\Omega_B h^2$	2.264 ± 0.050	2.222 ± 0.023	2.226 ± 0.023
$\Omega_D h^2$	0.1138 ± 0.0045	0.1197 ± 0.0022	0.1186 ± 0.0020
Ω_Λ	0.721 ± 0.025	0.685 ± 0.013	0.692 ± 0.012
n	0.972 ± 0.013	0.9655 ± 0.0062	0.9677 ± 0.0060
$10^9 A_s$	2.203 ± 0.067	$2.198^{+0.076}_{-0.085}$	2.139 ± 0.063
τ	0.089 ± 0.014	0.078 ± 0.019	0.066 ± 0.016
t_0 [100 Myr]	137.4 ± 1.1	138.13 ± 0.38	137.99 ± 0.38
H_0	70.0 ± 2.2	67.31 ± 0.96	67.81 ± 0.92
$\Omega_M h^2$	0.1364 ± 0.0044	0.1426 ± 0.0020	0.1415 ± 0.0019
$10^9 A_s e^{-2\tau}$	1.844 ± 0.031	1.880 ± 0.014	1.874 ± 0.013
σ_8	0.821 ± 0.023	0.829 ± 0.014	0.8149 ± 0.0093

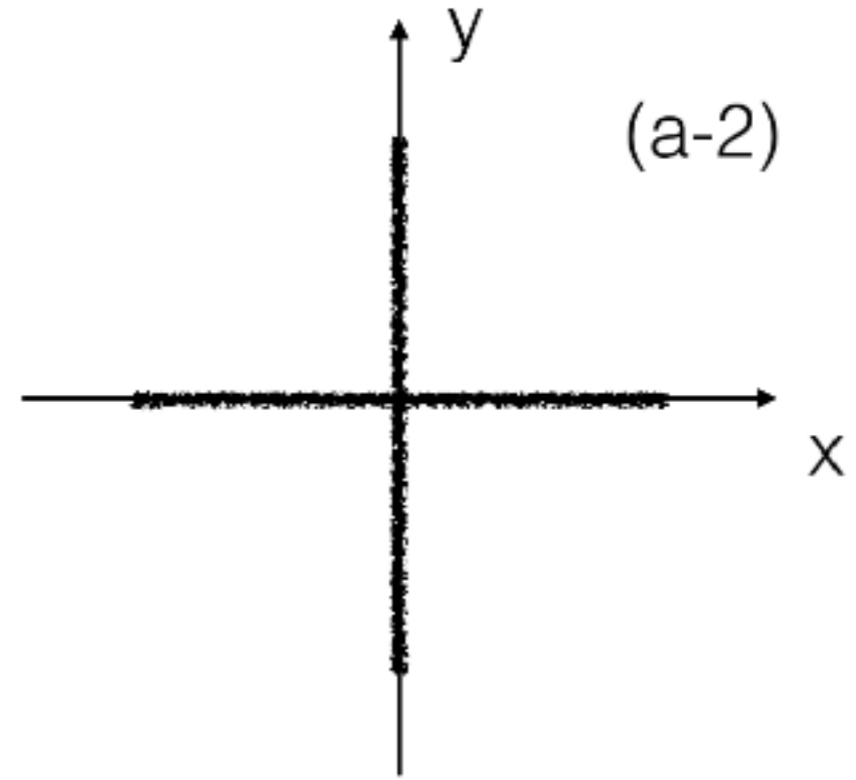
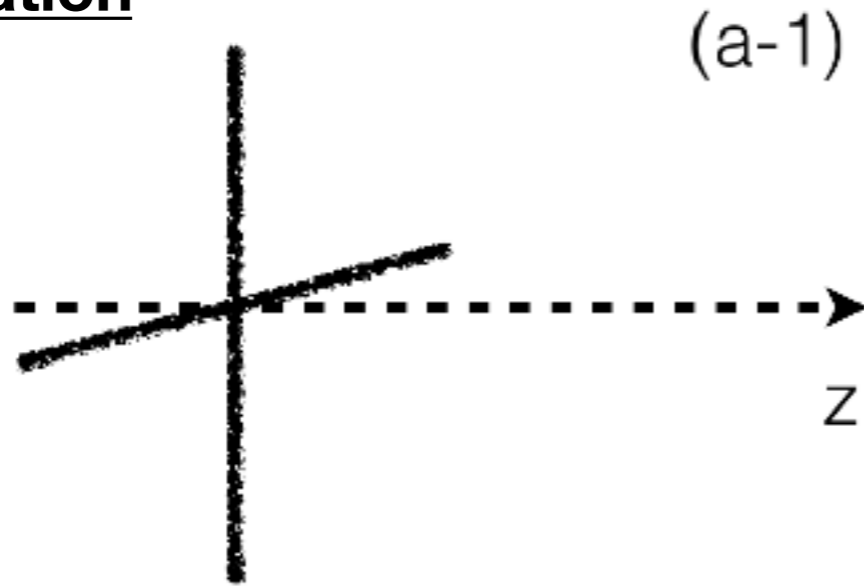
CMB Polarisation



- CMB is weakly polarised!

Polarisation

No polarisation



Polarised in x-direction

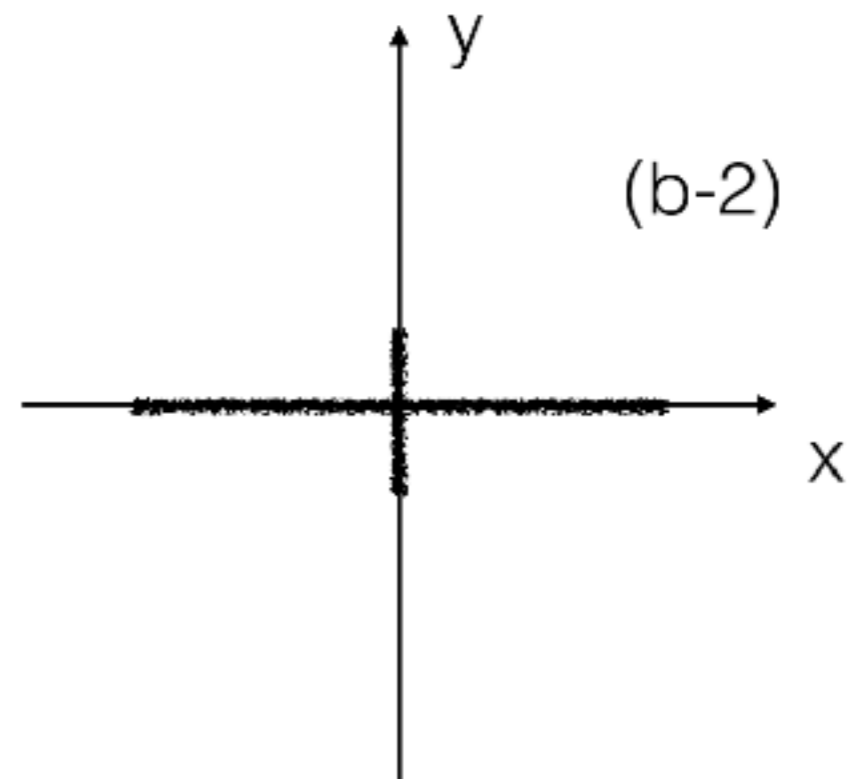
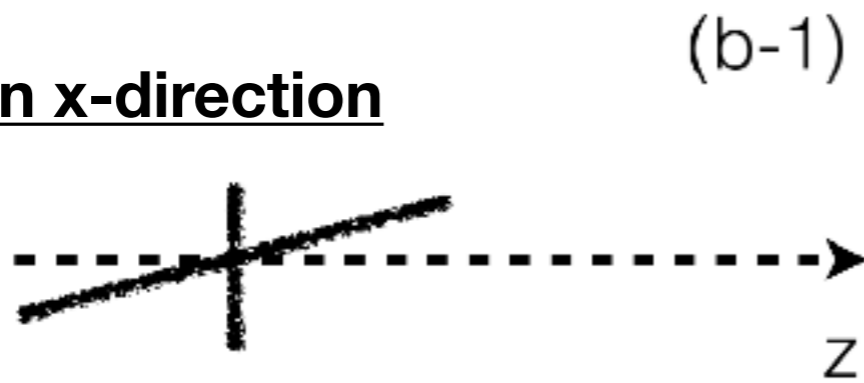


Photo Credit: TALEX



Photo Credit: TALEX



horizontally polarised

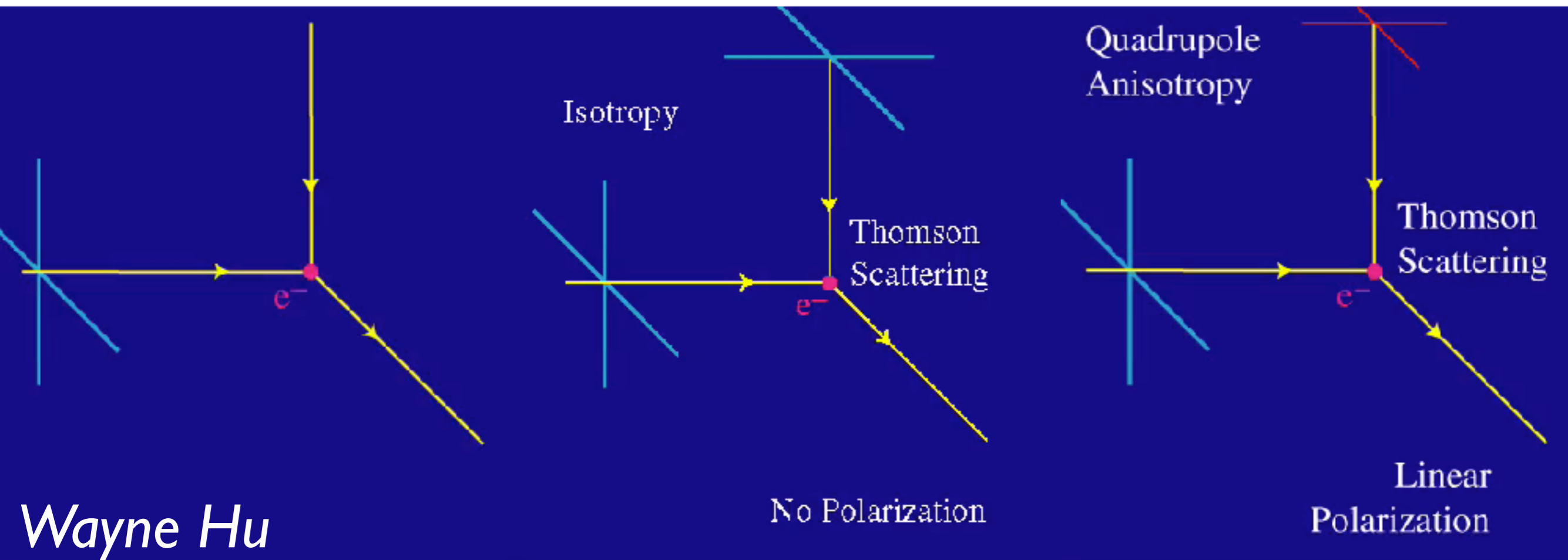
Photo Credit: TALEX



Necessary and sufficient conditions for generating polarisation

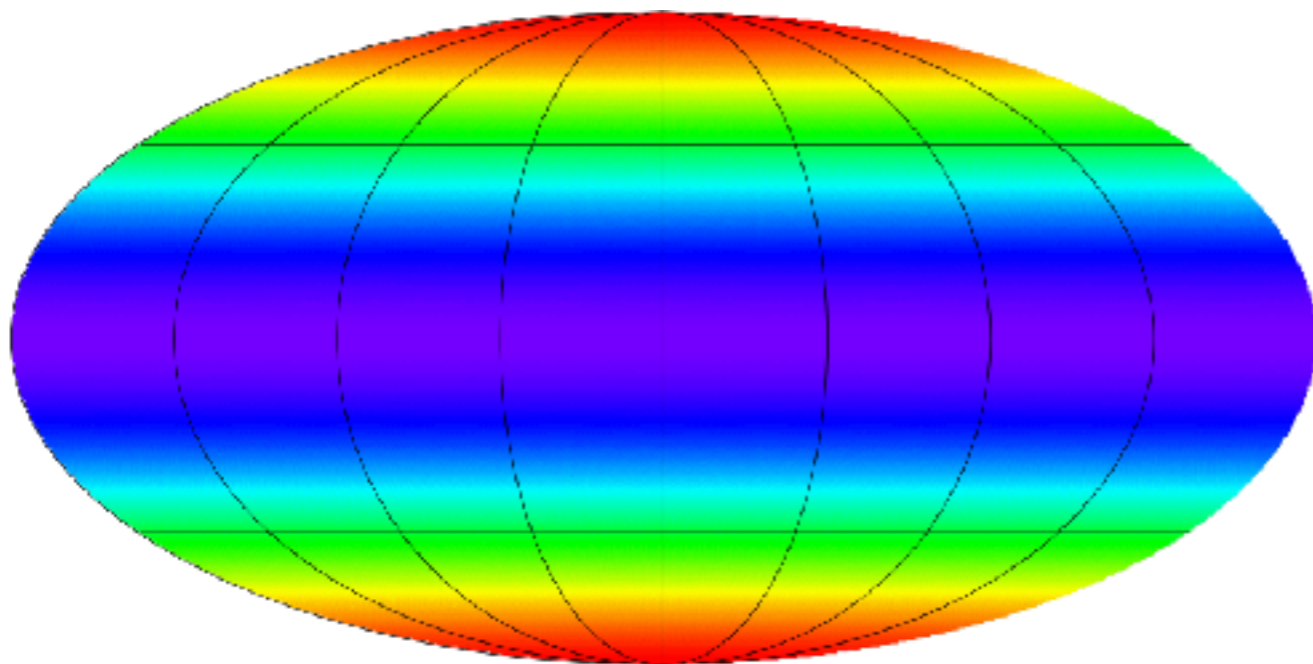
- You need to have two things to produce linear polarisation
 1. Scattering
 2. Anisotropic incident light
- However, the Universe does not have a preferred direction. How do we generate anisotropic incident light?

Need for a local quadrupole temperature anisotropy



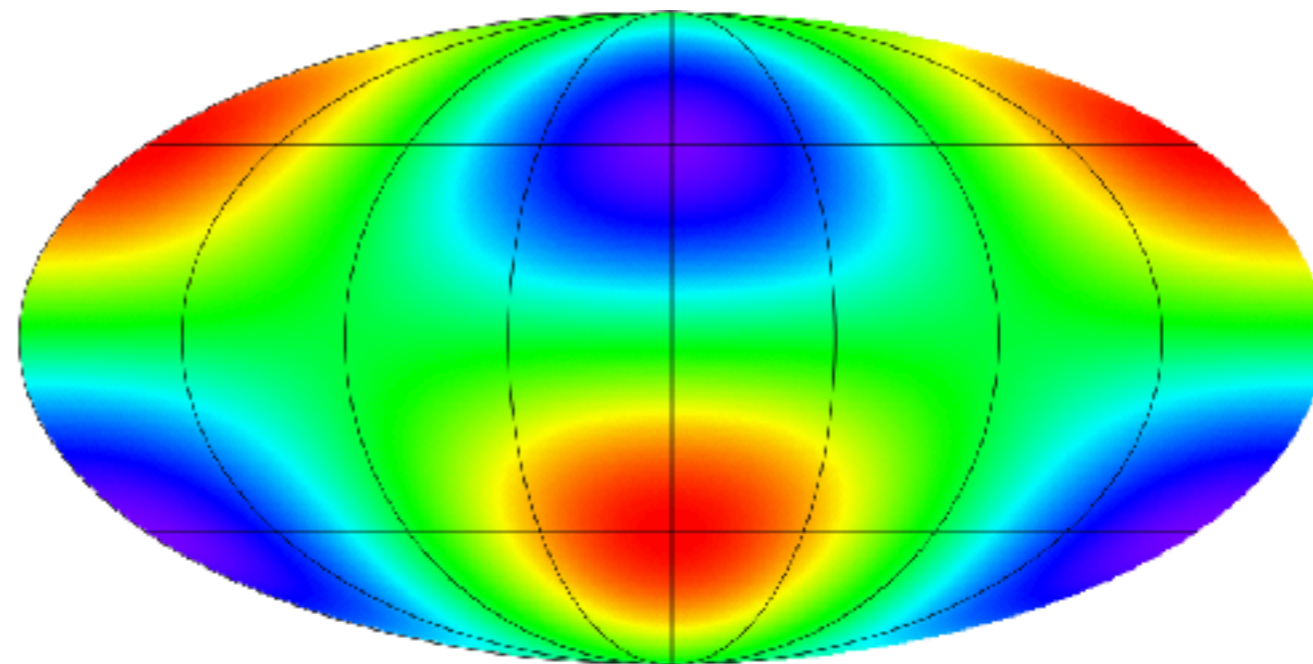
- How do we create a local temperature quadrupole?

$(l,m)=(2,0)$



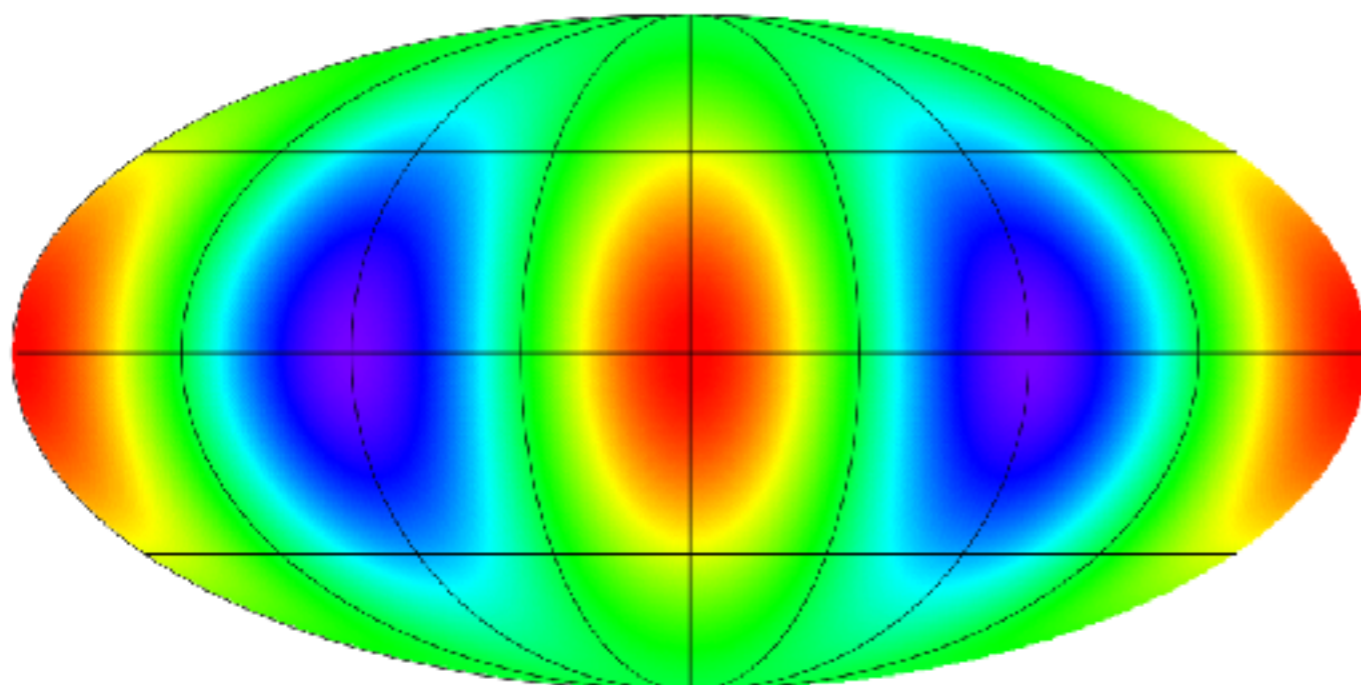
-0.82 0.68

$(l,m)=(2,1)$



0.77 0.77

$(l,m)=(2,2)$



-0.77 0.77

Quadrupole
temperature anisotropy
seen from an electron

Quadrupole Generation: A Punch Line

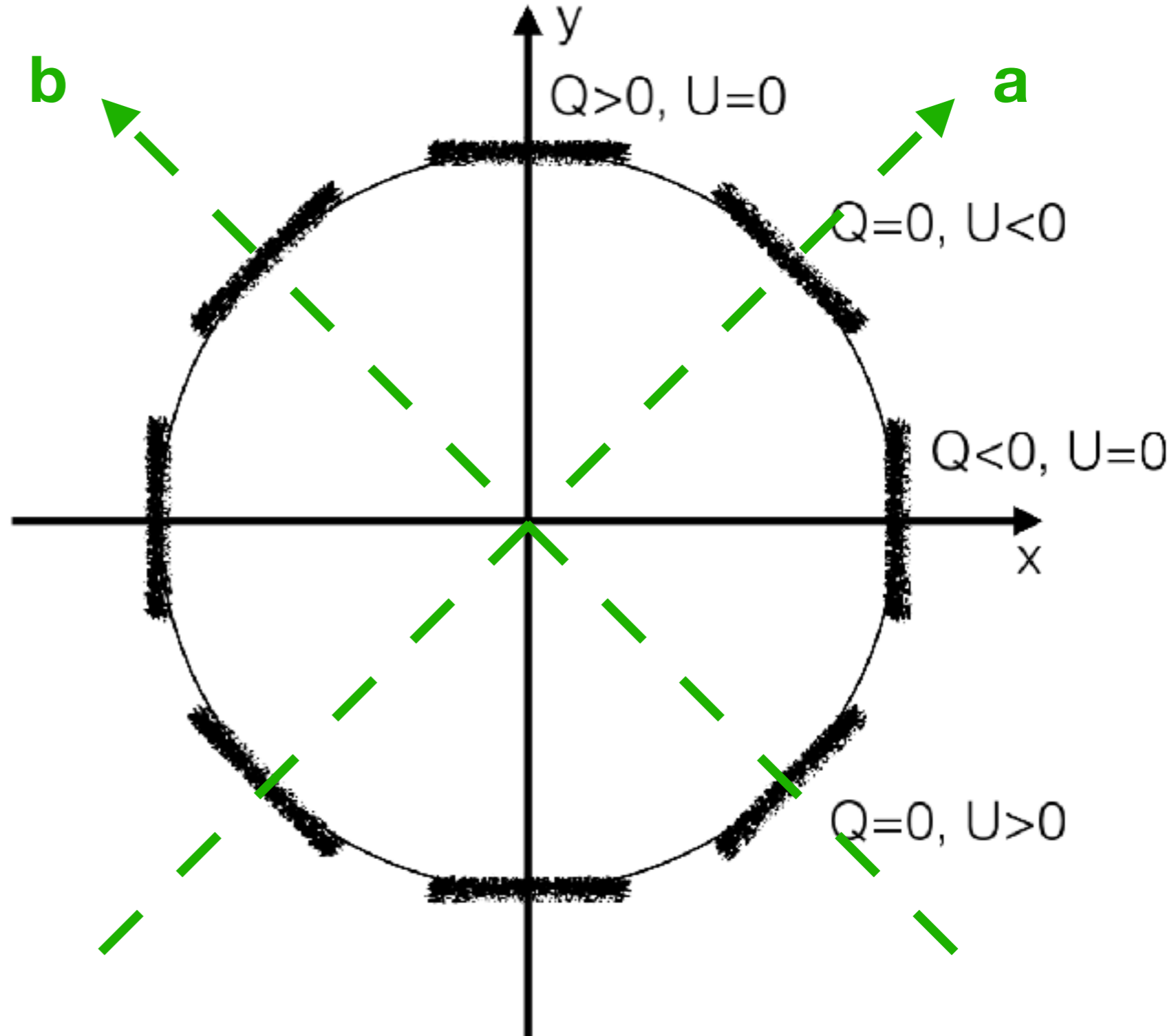
- When Thomson scattering is efficient (i.e., tight coupling between photons and baryons via electrons), the distribution of photons from the rest frame of baryons is isotropic
- **Only when tight coupling relaxes**, a local quadrupole temperature anisotropy in the rest frame of a photon-baryon fluid can be generated
- In fact, “a local *temperature anisotropy in the rest frame of a photon-baryon fluid*” is equal to **viscosity**

Stokes Parameters

[Flat Sky, Cartesian coordinates]

$$Q \propto E_x^2 - E_y^2$$

$$U \propto E_a^2 - E_b^2$$



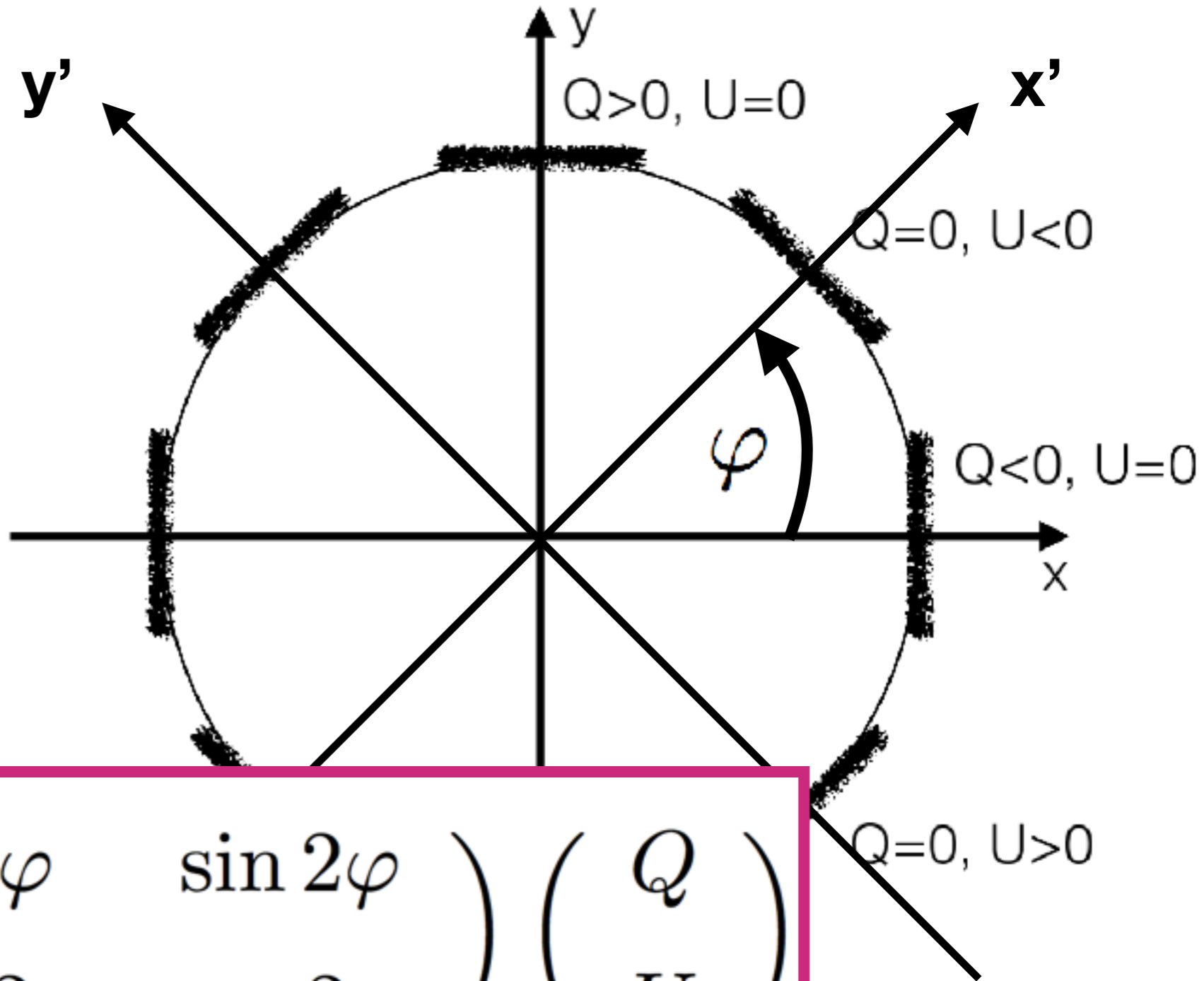
Stokes Parameters

change under coordinate rotation

Under $(x,y) \rightarrow (x',y')$:

$$Q \longrightarrow \tilde{Q}$$

$$U \longrightarrow \tilde{U}$$



$$\begin{pmatrix} \tilde{Q} \\ \tilde{U} \end{pmatrix} = \begin{pmatrix} \cos 2\varphi & \sin 2\varphi \\ -\sin 2\varphi & \cos 2\varphi \end{pmatrix} \begin{pmatrix} Q \\ U \end{pmatrix}$$

Compact Expression

- Using an imaginary number, write $Q + iU$

Then, under coordinate rotation we have

$$\tilde{Q} + i\tilde{U} = \exp(-2i\varphi)(Q + iU)$$

$$\tilde{Q} - i\tilde{U} = \exp(2i\varphi)(Q - iU)$$

Alternative Expression

- With the polarisation amplitude, P , and angle, α , defined by

$$P \equiv \sqrt{Q^2 + U^2}, \quad U/Q \equiv \tan 2\alpha$$

We write

$$Q + iU = P \exp(2i\alpha)$$

Then, under coordinate rotation we have

$$\tilde{\alpha} = \alpha - \varphi$$

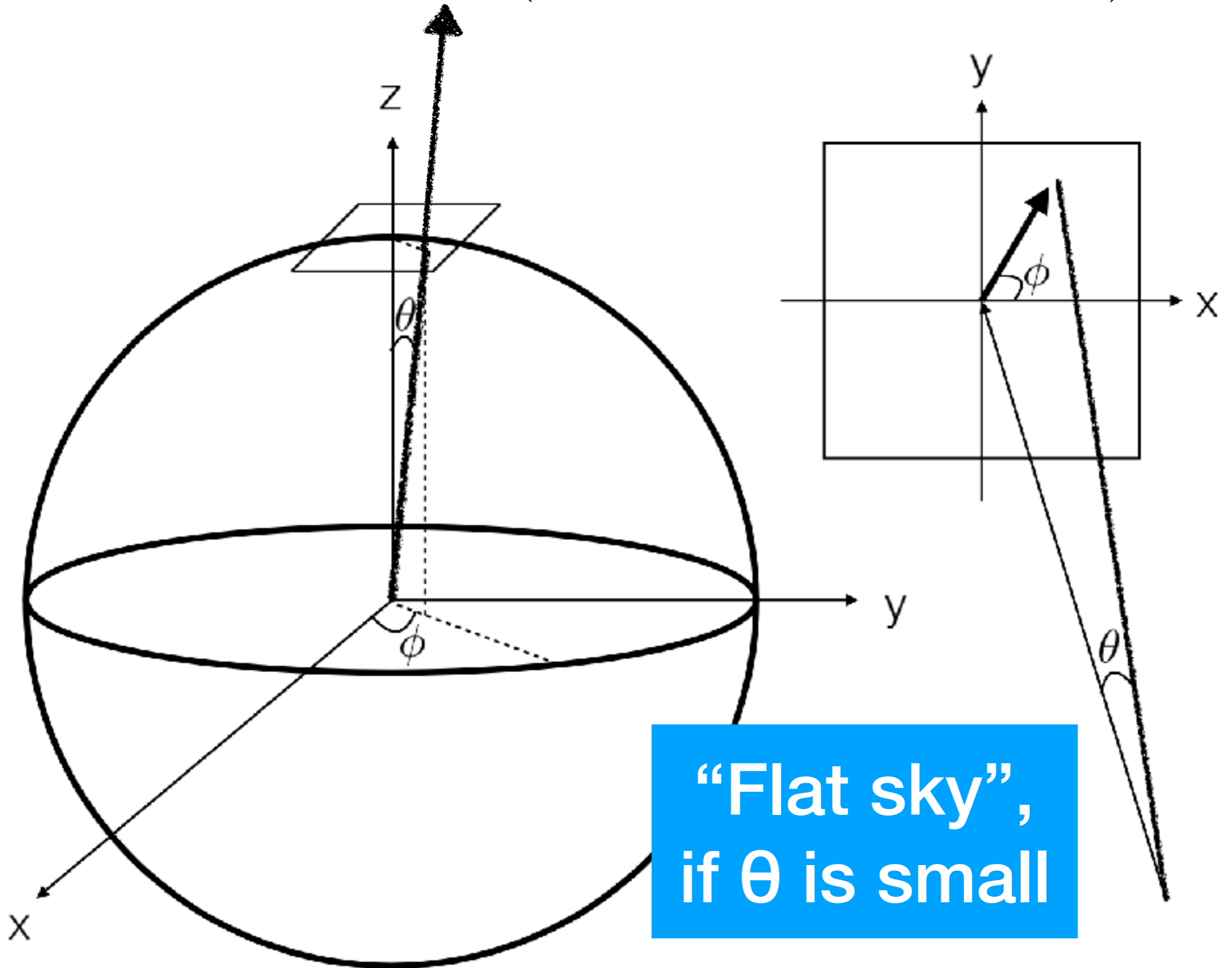
and P is invariant under rotation

E and B decomposition

- That Q and U depend on coordinates is not very convenient...
- Someone said, “I measured Q!” but then someone else may say, “No, it’s U!”. They flight to death, only to realise that their coordinates are 45 degrees rotated from one another...
- The best way to avoid this unfortunate fight is to define a coordinate-independent quantity for the distribution of polarisation **patterns** in the sky

To achieve this, we need
to go to Fourier space

$$\hat{n} = (\sin \theta \cos \phi, \sin \theta \sin \phi, \cos \theta)$$



Fourier-transforming Stokes Parameters?

$$Q(\boldsymbol{\theta}) + iU(\boldsymbol{\theta}) = \int \frac{d^2\ell}{(2\pi)^2} a_{\ell} \exp(i\boldsymbol{\ell} \cdot \boldsymbol{\theta})$$

where

$$\boldsymbol{\ell} = (l \cos \phi_{\ell}, l \sin \phi_{\ell})$$

- As $Q+iU$ changes under rotation, the Fourier coefficients a_{ℓ} change as well
- So...

(*) Nevermind the overall minus sign. This is just for convention

Tweaking Fourier Transform

$$Q(\boldsymbol{\theta}) + iU(\boldsymbol{\theta}) = \int \frac{d^2\ell}{(2\pi)^2} a_{\ell} \exp(i\boldsymbol{\ell} \cdot \boldsymbol{\theta})$$

where we write the coefficients as(*)

$$a_{\ell} = -2a_{\ell} \exp(2i\phi_{\ell})$$

- Under rotation, the azimuthal angle of a Fourier wavevector, ϕ_{ℓ} , changes as $\phi_{\ell} \rightarrow \tilde{\phi}_{\ell} = \phi_{\ell} - \varphi$

- This **cancels** the factor in the left hand side:

$$\tilde{Q} + i\tilde{U} = \exp(-2i\varphi)(Q + iU)$$

Tweaking Fourier Transform

- We thus write

$$Q(\boldsymbol{\theta}) \pm iU(\boldsymbol{\theta}) = - \int \frac{d^2 \ell}{(2\pi)^2} \pm 2a_{\ell} \exp(\pm 2i\phi_{\ell} + i\boldsymbol{\ell} \cdot \boldsymbol{\theta})$$

- And, defining $\pm 2a_{\ell} \equiv -(E_{\ell} \pm iB_{\ell})$

$$Q(\boldsymbol{\theta}) \pm iU(\boldsymbol{\theta}) = \int \frac{d^2 \ell}{(2\pi)^2} (E_{\ell} \pm iB_{\ell}) \exp(\pm 2i\phi_{\ell} + i\boldsymbol{\ell} \cdot \boldsymbol{\theta})$$

By construction E_{ℓ} and B_{ℓ} do not pick up a factor of $\exp(2i\phi)$ under coordinate rotation. **That's great!** What kind of polarisation patterns do these quantities represent?

Pure E, B Modes

- Q and U produced by E and B modes are given by

$$Q(\boldsymbol{\theta}) = \int \frac{d^2\ell}{(2\pi)^2} (E_\ell \cos 2\phi_\ell - B_\ell \sin 2\phi_\ell) \exp(i\boldsymbol{\ell} \cdot \boldsymbol{\theta})$$

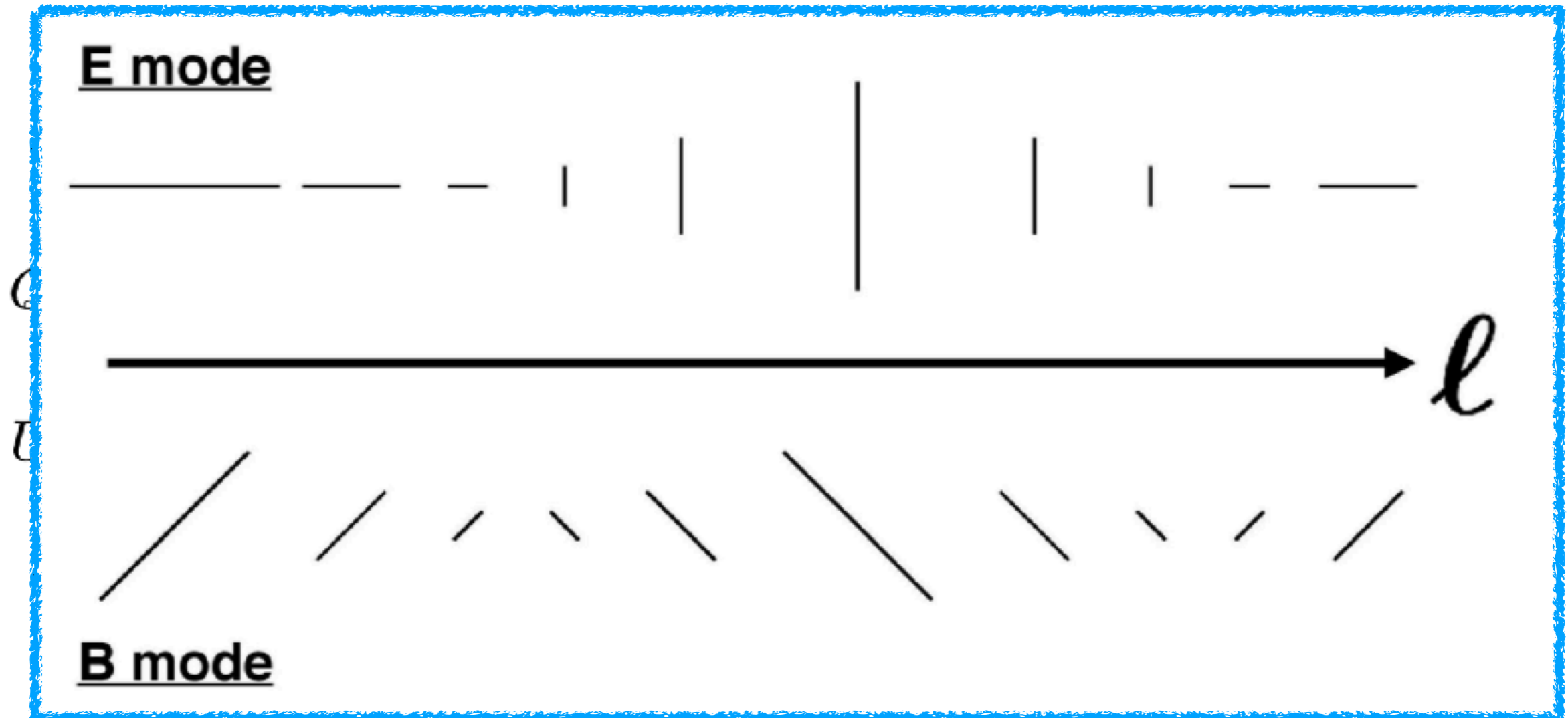
$$U(\boldsymbol{\theta}) = \int \frac{d^2\ell}{(2\pi)^2} (E_\ell \sin 2\phi_\ell + B_\ell \cos 2\phi_\ell) \exp(i\boldsymbol{\ell} \cdot \boldsymbol{\theta})$$

- Let's consider Q and U that are produced by a single Fourier mode
- Taking the x-axis to be the direction of a wavevector, we obtain

$$Q(\theta) = E_\ell \exp(i\ell\theta)$$

$$U(\theta) = B_\ell \exp(i\ell\theta)$$

Pure E, B Modes

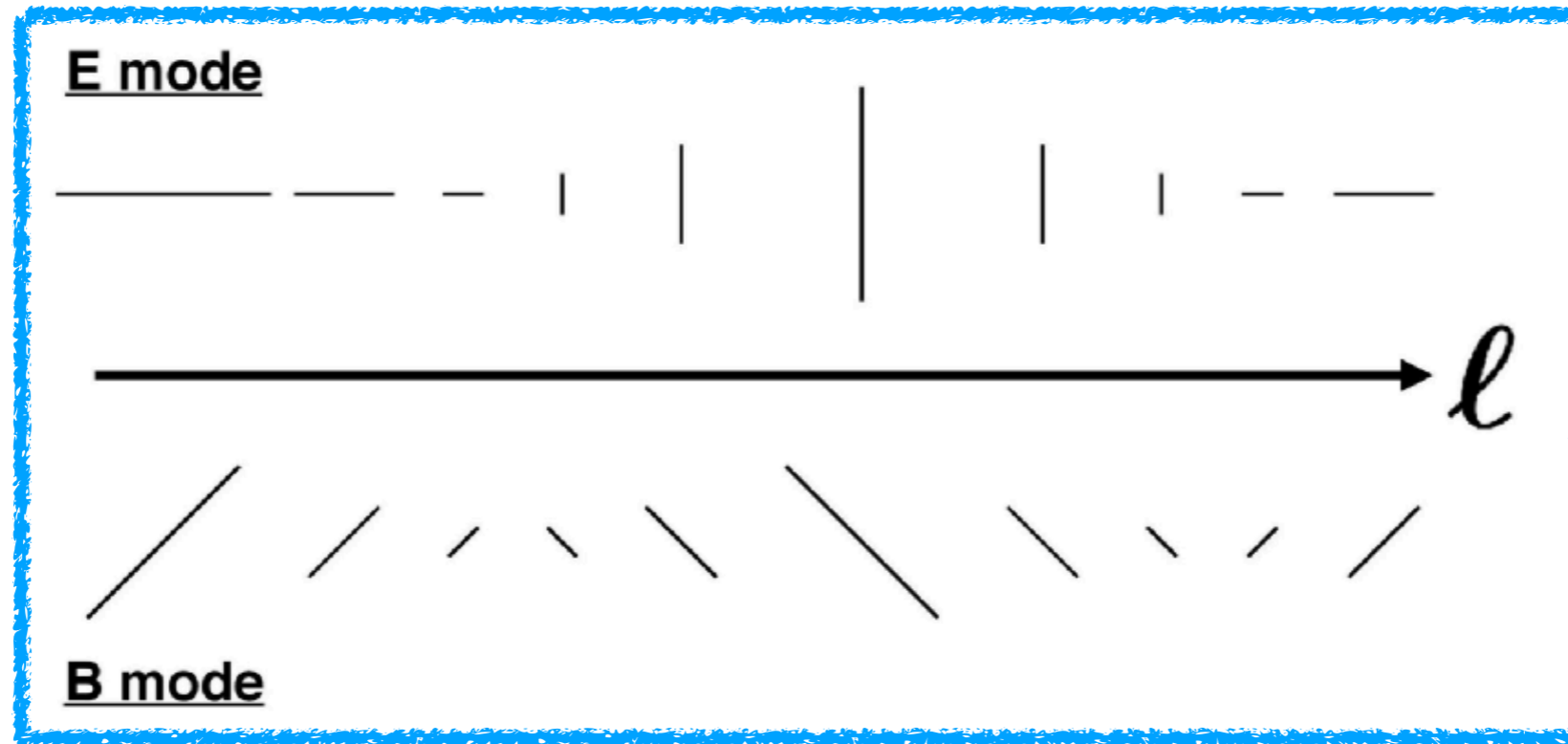


- Taking the x-axis to be the direction of a wavevector, we obtain

$$Q(\theta) = E_\ell \exp(i\ell\theta)$$

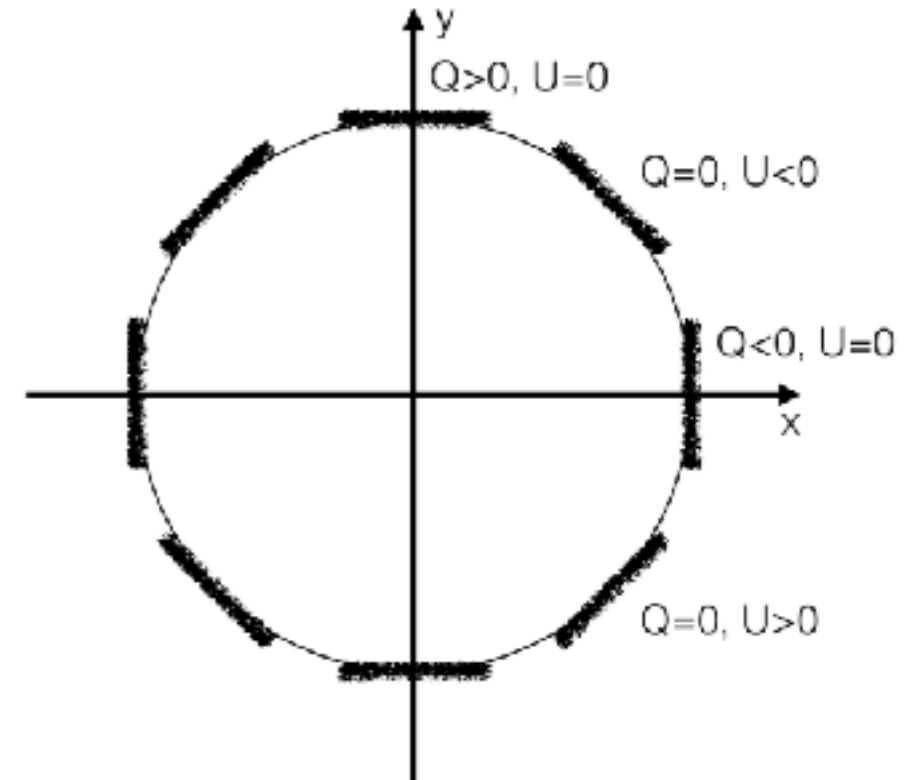
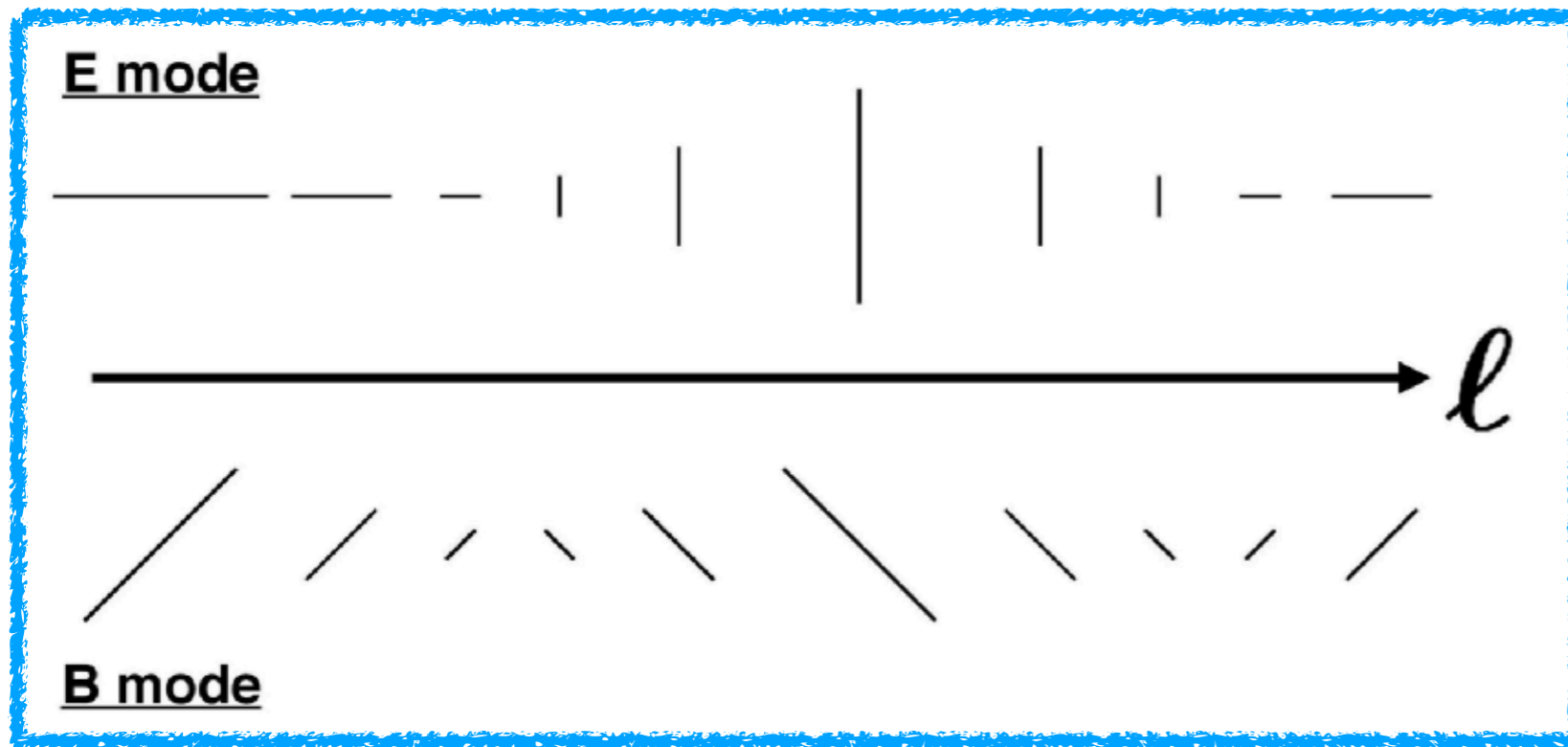
$$U(\theta) = B_\ell \exp(i\ell\theta)$$

Geometric Meaning (1)



- **E mode**: Polarisation directions **parallel** or **perpendicular** to the wavevector
- **B mode**: Polarisation directions **45 degree tilted** with respect to the wavevector

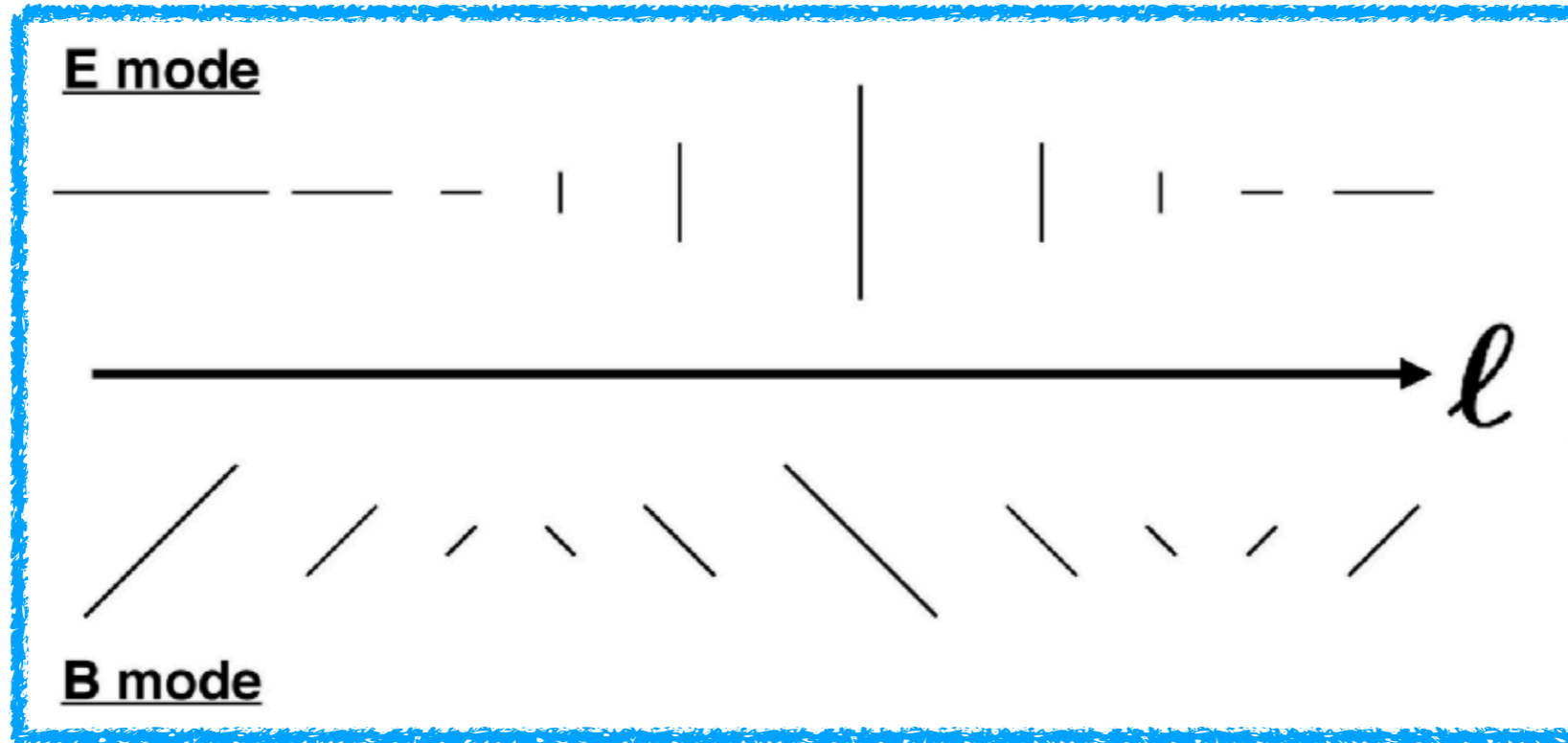
Geometric Meaning (2)



- **E mode**: Stokes Q , defined with respect to l as the x-axis
- **B mode**: Stokes U , defined with respect to l as the y-axis

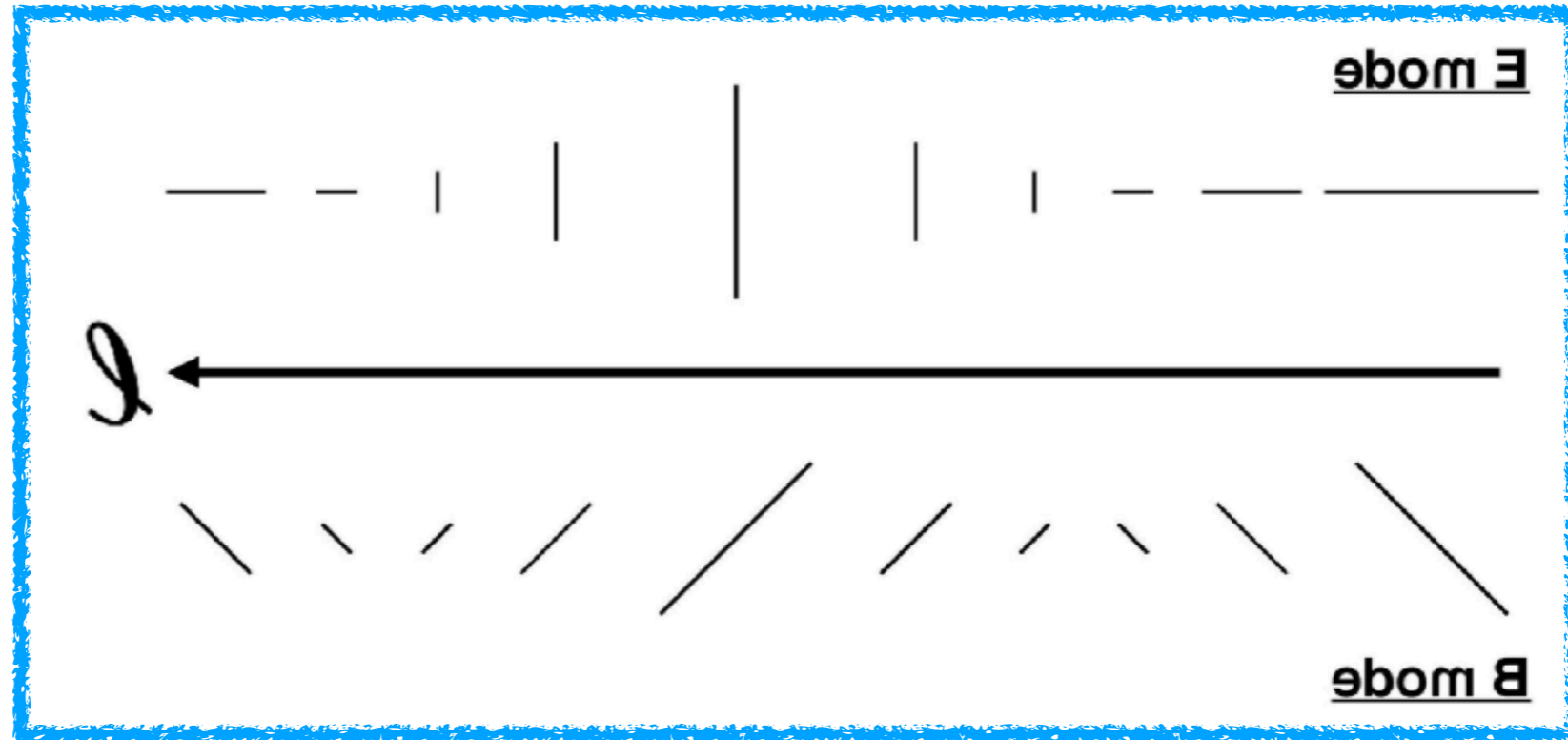
IMPORTANT: These are all **coordinate-independent** statements

Parity



- **E mode**: Parity even
- **B mode**: Parity odd

Parity



- E mode: Parity even
- B mode: Parity odd

Power Spectra

$$\langle E_{\ell} E_{\ell'}^* \rangle = (2\pi)^2 \delta_D^{(2)}(\ell - \ell') C_{\ell}^{EE}$$

$$\langle B_{\ell} B_{\ell'}^* \rangle = (2\pi)^2 \delta_D^{(2)}(\ell - \ell') C_{\ell}^{BB}$$

$$\langle T_{\ell} E_{\ell'}^* \rangle = \langle T_{\ell}^* E_{\ell'} \rangle = (2\pi)^2 \delta_D^{(2)}(\ell - \ell') C_{\ell}^{TE}$$

- However, $\langle EB \rangle$ and $\langle TB \rangle$ vanish for parity-preserving fluctuations because $\langle EB \rangle$ and $\langle TB \rangle$ change sign under parity flip

