



Data Schools

Data Visualisation 2. Recent & future development

El jadid Sara <eljadidsara@gmail.com>

Summary

- Look Beyond Graphs and Charts
- Go Social
- Access Data More Easily
- Tell the Story more Interestingly
- Be a Data Journalist
- Bring Intelligence into Action
- Enjoy the Multi-Device Support


Look Beyond Graphs and Charts

- graphs and charts seem an essential part
- producing meaningful insights to make you capable of making more profitable decisions
- google charts, search console, maps ...



Go Social

- Data visualization is integrating social media into its landscape
- You must make sure that data is in a presentable and visually appealing form



96.7%

believe that visual content
engages best on social
media

(source: Newburyport Mass)

Access Data More Easily

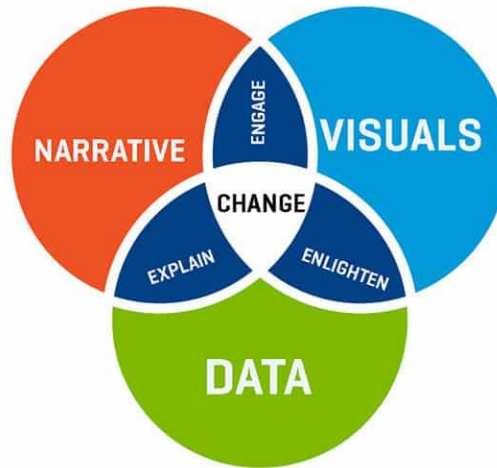
- The era where solely IT had access to data and information has come to an end long ago;
- Introduction of self-service business intelligence and advanced data visualization techniques;
- Drag and drop functionality;



(source: finereport.com)

Tell the Story more Interestingly

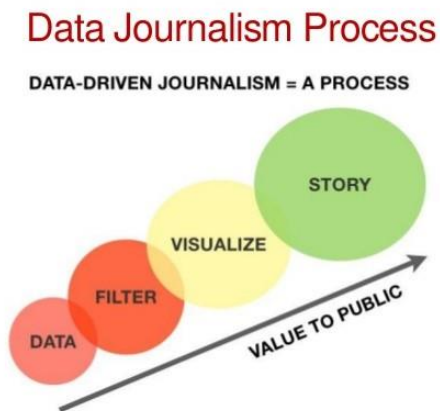
- The concept of data visualization for storytelling is rapidly gaining popularity
- Creating interesting yet simple stories from complex data is a difficult job



(source: ceoworld.biz)

Be a Data Journalist

- Graphs and charts allows you to summarize details over a long period into an easily understandable form that also takes little space;
- Media houses are increasingly using data visualization for presenting trends over an extended period;



(source: wikipedia)

Bring Intelligence into Action



- AI-powered data visualization is not only helping businesses find the information they are looking for but also suggesting what actually they should be looking for business benefits;
- Machine learning (ML) and natural language processing (NLP) can be incorporated;

Enjoy the Multi-Device Support

- The future is mobile, but the present at least is a combination of multiple devices;
- Data visualization is developing capabilities to deliver the mobile users the same experience that it has been offering to desktop users;



(source: edataviz.com)



Data
Schools

Data Visualisation

A picture is worth a thousand of words

Thank you